

Information Systems
Commission

Technical Book 2015

RMIS PANORAMA

7th Edition

In partnership with

accenture

High performance. Delivered.



AMRAE wishes to thank the participants who helped produce this document:



François Beaume

Deputy Group Risk Manager and Insurance Director
Bureau Veritas

President of AMRAE's Information Systems
Commission



Hélène Dubillot

Head of Scientific Coordination
AMRAE



Jean-Laurent Schwartz

Senior Manager – Finance & Risk Services
Accenture

About AMRAE:

The **A**ssociation pour le **M**anagement des **R**isques et des **A**ssurances de l'**E**ntreprise (The Association for Corporate Risk and Insurance Management) comprises more than 1000 members from 700 French public and private sector firms.

One of the association's objectives is to develop a Risk Management "culture" within organizations and to assist members in their relationships with insurance market actors and public authorities. The association advises members on risk assessment, funding control and insurance spending.

In order to answer professional training expectations of its members, who legitimately look to the association for support, its entity called AMRAE Formation provides high-level, certified and graduate formation.

Editorial

The now traditional AMRAE's RMIS Panorama is today available in its 2015 English edition.

This seventh edition of the RMIS Panorama, in partnership with Accenture, keeps again all its promises and has been enriched with educational fact sheets concerning new identified software vendors on the market.

The update of the questionnaire, submitted to vendors during the last quarter of 2014, has allowed us, this year again, to further analyze the market evolutions, in the continuity of choices made until now.

The consistency of the methodology adopted since the first editions of the RMIS Panorama and successive improvements now allow us, once again this year, to provide an enriched content, based on solution per solution analysis, as well as at a more macroscopic level, on an analysis of the market as a whole, and its evolution over a significant period of time. In echo with the topic of AMRAE's annual conference "Les Rencontres AMRAE", this edition gives a "snapshot" of a dynamic market which evolves constantly and is increasingly internationalized and rich of solutions that can meet the needs of Risk Managers and their organizations.

However, understanding and distinguishing the operational and technical characteristics of one tool over another is not always easy for the Risk Manager, especially due to the increasing number of products existing on the market and the variety of requirements and organizations of client companies.

By providing a common baseline, our aim, unchanged since the first edition, is to facilitate communication between Risk Managers and IT vendors, who offer risk or insurance solutions, but also to provide Risk Managers with keys to understanding this market in order to help and reassure them in their choices. This commitment was well understood by worldwide vendors, who have been feeding for seven years our thinking and analysis throughout the year, and Risk managers who use RMIS Panorama as a reference. We would like to thank them this year too.

AMRAE also wishes to thank its partner Accenture, particularly Jean-Laurent Schwartz, for his involvement, which is necessary to develop and perpetuate this publication.

As usual, this technical book will be available for free download on the AMRAE's website (www.amrae.fr) in French on February 4th, 2015, and in English in July 2015.

Enjoy your reading!

Gilbert Canaméras, President of AMRAE

François Beaume, President of AMRAE's Information Systems Commission

Contents

| | |
|---|-----------|
| <i>Editorial</i> | 3 |
| <i>Reasons for developing a RMIS Panorama</i> | 6 |
| The RMIS, a tool dedicated to Risk Managers..... | 6 |
| Main objectives of this RMIS Panorama | 6 |
| Developing the Panorama: a survey by questionnaire | 7 |
| Panel of respondents for our 2015 edition | 7 |
| Analysis of the panel of respondents for our 2015 edition | 8 |
| <i>RMIS market analysis</i> | 10 |
| Which trends for the RMIS market? | 10 |
| Which profiles for clients and users of RMIS? | 11 |
| Which trends within the client company? | 12 |
| Towards more modularity for RMIS?..... | 13 |
| Towards more interaction between RMIS?..... | 13 |
| Which forecasted trends for the RMIS?..... | 14 |
| <i>Summary of results from 2015 Panorama</i> | 15 |
| Survey responses analysis | 15 |
| Summary methodology | 15 |
| 2015 Global results by functional and technical areas | 16 |
| The RMIS, a tool tailored for Risk Managers | 18 |
| Stated coverage in 2015 by functional areas | 20 |
| Stated coverage in 2015 by technical areas | 22 |
| <i>Detailed datasheets by vendor</i> | 24 |
| 1-One..... | 25 |
| ACL | 26 |
| Améthyste..... | 27 |
| Arengi | 28 |
| CGE Risk..... | 29 |
| Click-N-Manage..... | 30 |
| CMO Compliance (new respondent) | 31 |
| CS Stars (new respondent) | 32 |
| Delta RM | 33 |
| Devoteam..... | 34 |
| Effisoft | 35 |
| eFront | 36 |
| Enablon..... | 37 |

| | |
|--|-----------|
| Gras Savoye | 38 |
| IBM | 39 |
| Ideagen | 40 |
| Ivalua | 41 |
| Keyword | 42 |
| LegalSuite (new respondent)..... | 43 |
| LexisNexis | 44 |
| LogicManager | 45 |
| MAAT | 46 |
| Marsh France | 47 |
| Mega International | 48 |
| MetricStream | 49 |
| Modulo | 50 |
| Nasdaq Bwise | 51 |
| Novasecur..... | 52 |
| NTT Data (new respondent)..... | 53 |
| Oracle France (new respondent) | 54 |
| Overmind | 55 |
| Oxand | 56 |
| Oxial Group..... | 57 |
| ProcessGene (new respondent) | 58 |
| Resolver (new respondent) | 59 |
| Riskconnect..... | 60 |
| Rivo Software | 61 |
| ROK Solution (new respondent) | 62 |
| SAP France..... | 63 |
| Siaci Saint Honoré | 64 |
| SideTrade (new respondent) | 65 |
| Software AG..... | 66 |
| Sword Group..... | 67 |
| TeamMate (new respondent)..... | 68 |
| Théorème (new respondent) | 69 |
| Thomson Reuters..... | 70 |
| Ventiv Technology | 71 |
| Appendices | 72 |
| Appendix 1: Description of functional and technical areas..... | 72 |
| Appendix 2: Consultation/response results | 74 |

Reasons for developing a RMIS Panorama

The RMIS, a tool dedicated to Risk Managers

The Risk Management function is first and foremost a function that is strongly linked to collecting, analyzing, summarizing and reporting data that could be sometimes heterogeneous. Identifying risks and collecting incidents as close as possible to their occurrence, both geographically and in time, and their evaluation to ensure effective decision making requires the management of data flows in the most relevant possible way.

This is precisely the purpose of a Risk Management Information System (RMIS), which aims at sorting through often plentiful data before reporting it to the Risk Manager in a suitable format. This type of tool is therefore not only an analysis and operational tool, but also a tool for communicating and sharing results.

RMIS are designed to provide a management tool for every Risk Management actor:

- **Top Management** can have a consolidated view of entailed risks and actions in progress.
- **Managers** in charge of handling a set of risks have this same view and can use it to manage actions within their area of coverage.
- **The Risk Manager** can coordinate all risk management related actions, from identification to treatment, and implement more specific measures (e.g. related to managing loss claims and insurance policies).
- **Potential external partners (Brokers, Consulting firms, ...).**

Main objectives of this RMIS Panorama

Since 2008, AMRAE has been carrying out a survey on a yearly basis, listing vendors of existing Risk Management Information Systems (RMIS) and solutions available on the market.

This survey is conducted directly with vendors from all over the world and gives rise to an analysis based on functional and technical criteria, the results of which will be examined in this document.

This panorama is designed to provide Risk Management actors with answers to every question they may have before initiating any RMIS project, in particular:

- What are my needs?
- Will the existing solutions meet my needs? To what extent?
- Should I use a single specialized module or an end-to-end solution?

With a view to avoiding potential conflict of interest and meeting the most stringent ethical standards, this work was carried out, from the beginning, based on three core tenets:

- **Neutrality:** the panorama does not make any value judgments on vendors and their solutions, nor does it recommend their purchase. It is intended simply to provide a framework to present the tools and main functionalities available on the market.
- **Objectivity:** questions cover the features offered by each solution, and are therefore mainly technical and factual.
- **Job orientation:** questions and analysis are directly related to the specific functions and needs of Risk Managers.

Developing the Panorama: a survey by questionnaire

As every year, we have revised the questionnaire used in the previous edition to include perceived evolutions on the risk management market and in the field of information systems as well as the remarks of vendors invited to comment both the questionnaire and the panorama.

This year, after a review of market actors, a list of **72 vendors** was set up, including vendors consulted last years as well as new market players. These vendors were then

directly contacted by AMRAE and invited to participate in an online survey questionnaire (available in English and French) published by the end of 2014 for over a month.

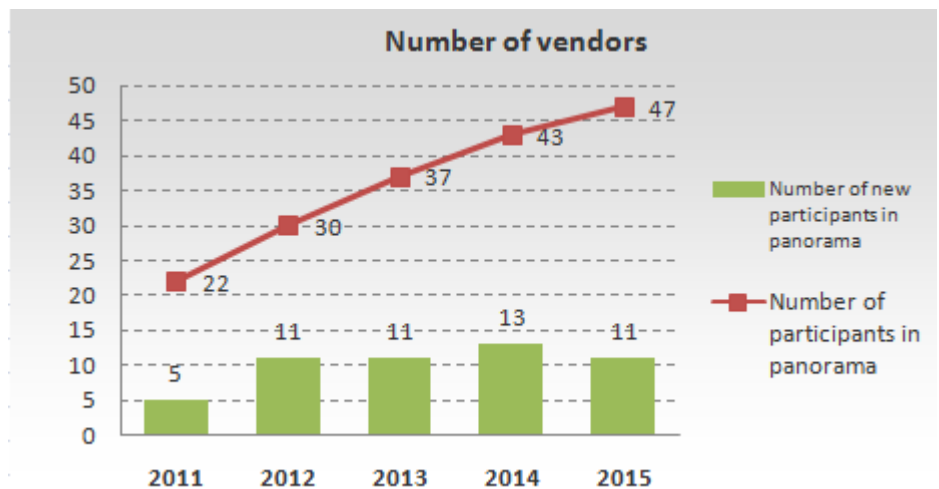
This questionnaire allows vendors to describe the complete technical and business functionalities provided by their solutions. Of course, the questionnaire prepared by AMRAE highlights expectations that are deemed relevant for Risk Managers.

Panel of respondents for our 2015 edition

For our 2015 edition, this technical book is composed of a panel of **47 respondents (+9% compared to last year)**.

11 new respondents have participated in this edition.

6 vendors have left the panorama: most of the vendors present in the 2014 panorama have renewed their participation for the 2015 edition (see table in Appendix 2).



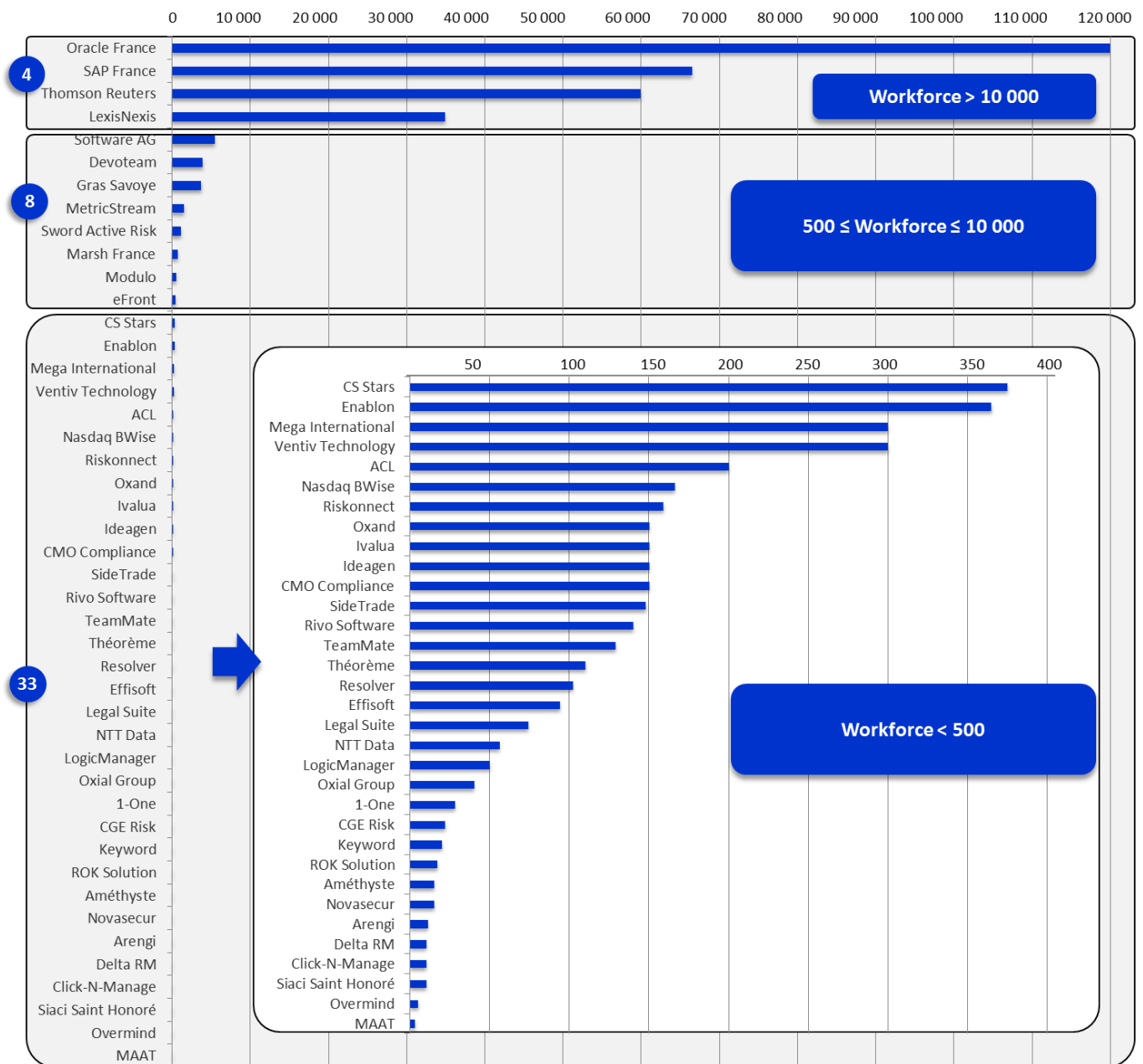
Legend: New respondent

Outgoing respondent

Analysis of the panel of respondents for our 2015 edition

Analysis of the vendors' global workforce

Respondents can be classified in three main categories:

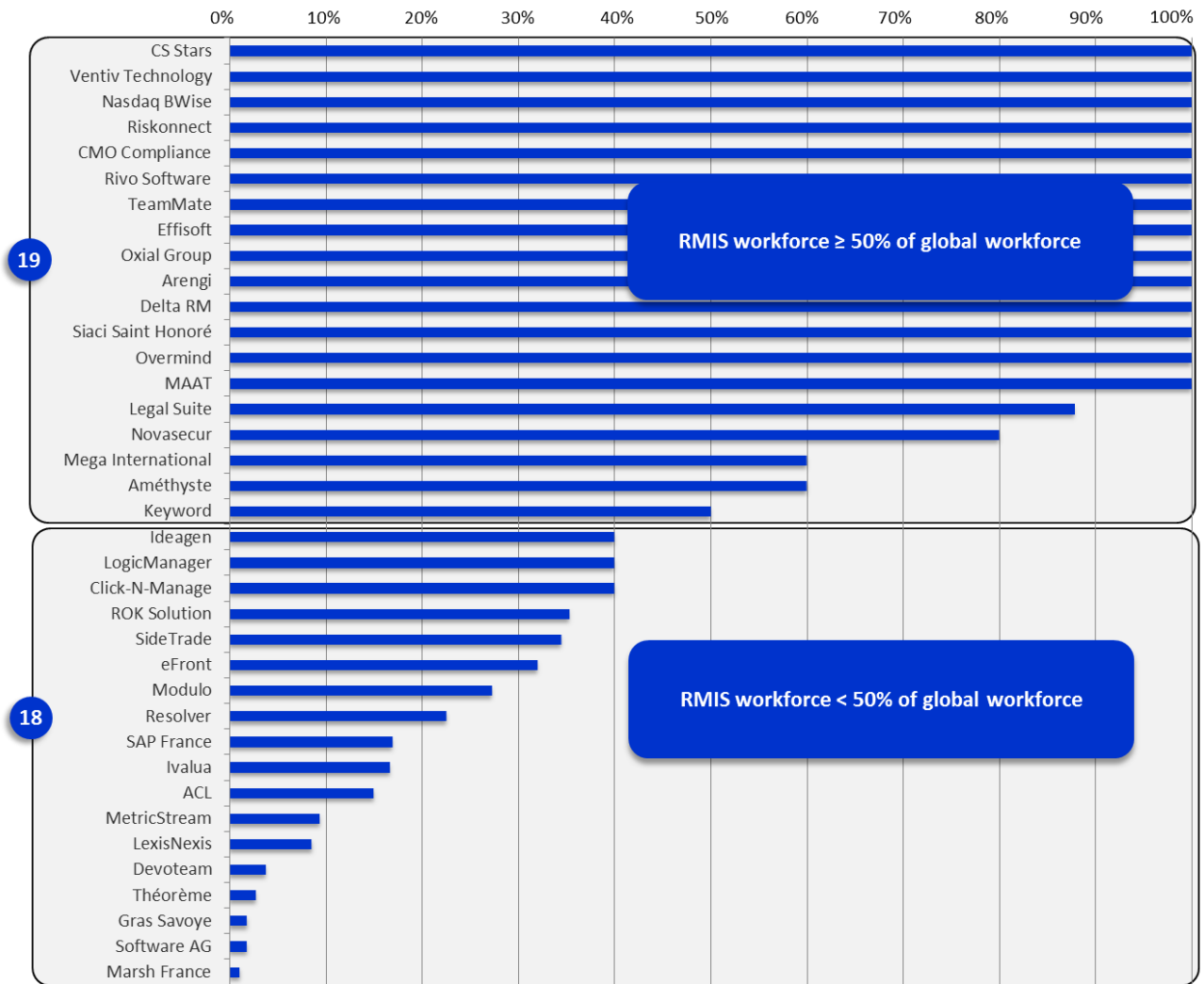


Please note that IBM and ProcessGene did not complete their global workforce. That is why they do not appear on the chart above.

Most responding RMIS vendors have **less than 500 employees**, all staff included.

Analysis of vendors' workforce dedicated to RMIS

Respondents can be classified in two main categories:



Data about global or RMIS workforce were not provided in the questionnaire by the following ten vendors:

- 1-One
- CGE Risk
- Enablon
- IBM
- NTT Data
- Oracle France
- Oxand
- ProcessGene
- Sword Active Risk
- Thomson Reuters

Also note that **78% of respondents report to be used to work with consulting firms.**

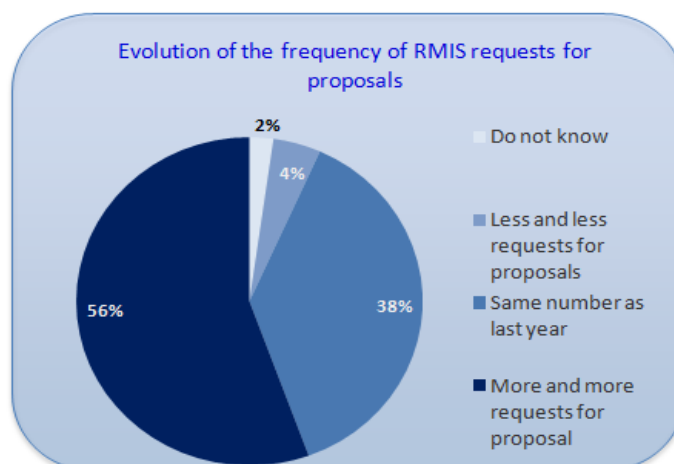
RMIS market analysis

This chapter provides a vision of the RMIS market, as perceived by respondents.

Which trends for the RMIS market?

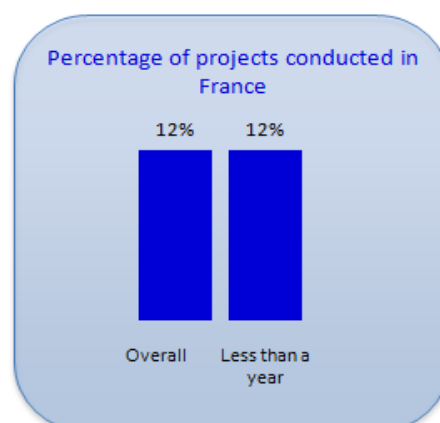
For the vast majority of respondents, the market is growing compared to last year.

This is evidenced by the increase in the frequency of requests for proposals, according to 56% of respondents, already noted since 2013 edition.



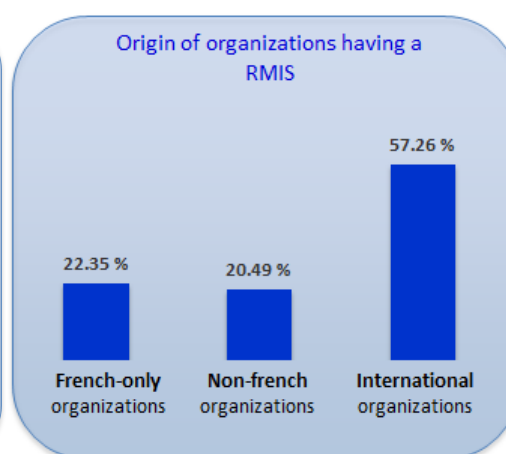
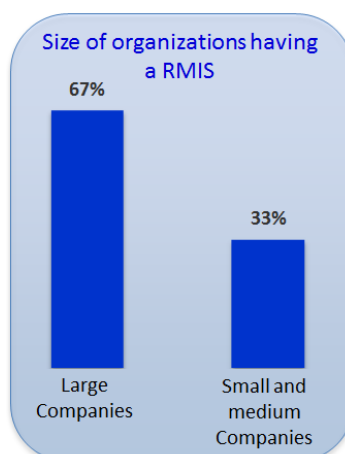
On all projects reported as conducted by the respondents (from the beginning), those that were conducted in France represent 12%.

And on all projects realized last year by the respondents, **the proportion of projects conducted in France is 12%, against 29% as reported last year.** However, it should be noted that the Panorama involves **more and more international vendors**, who may not have developed solutions for the French market yet, leading to a decreasing ratio of projects conducted by respondents in France, **but also revealing the intention of international vendors to access the French market.**



Moreover, **the French customers represent an average of 22% of responding vendors' portfolios.**

Also note that **67% of respondents' customers are large companies.**



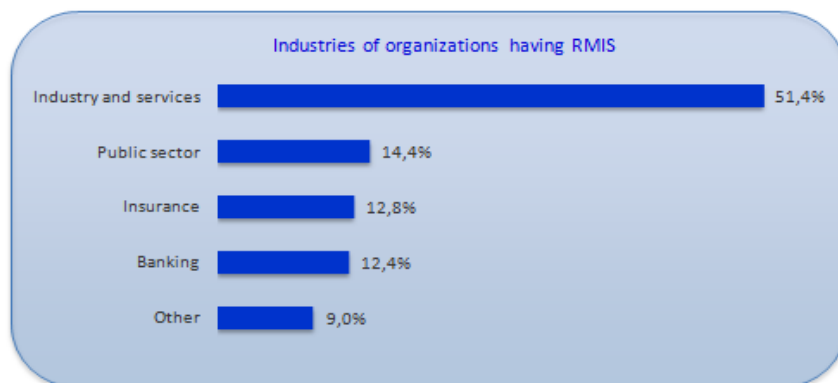
Which profiles for clients and users of RMIS?

Industries of organizations having a RMIS

On average, clients of the "Industry and services" sector represent more than half of the responding vendors' portfolios.

The public sector has gained two places from the previous editions (14,4% of client portfolios of respondents).

The « Insurance » and « Banking » sectors come in the third and fourth positions, with respectively 12,8% and 12,4% of client portfolios of respondents.

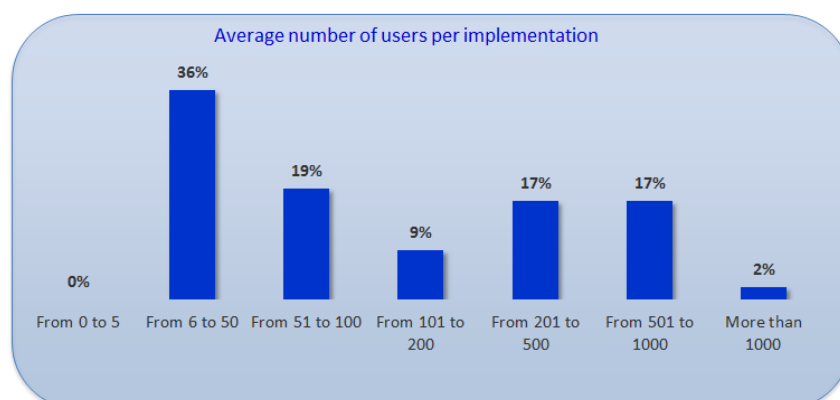


Average number of users per implemented RMIS

Only 2% of RMIS implemented by respondents are very large (more than 1 000 users).

43% of RMIS implemented by respondents are medium sized (between 100 and 1 000 users).

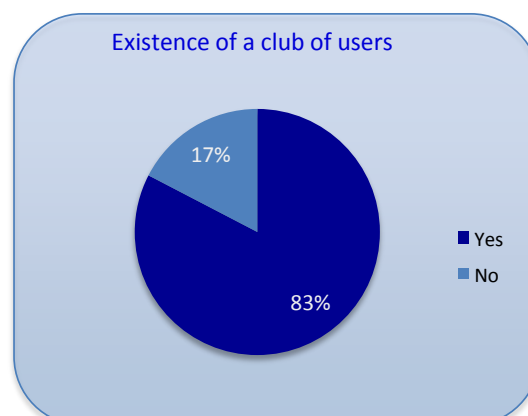
And 55% of RMIS implemented by respondents are small (less than 100 users).



This observation has to be put in perspective with the fact that 67% of the projects are implemented in large structures (see previous page). As a consequence, **even in large structures, RMIS generally have less than 1 000 users.**

Existence of a club of users

83% of respondents reported having set up a club of users, which is +20% compared to the previous edition.

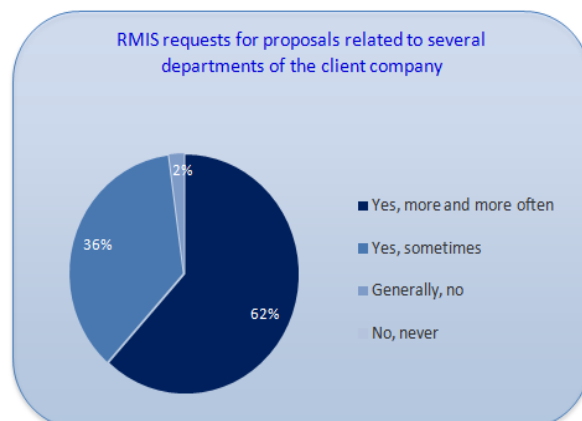


Which trends within the client company?

Number of departments concerned by RMIS requests for proposals within the client company

For 62% of respondents, RMIS requests for proposals concern more often several departments of the client company.

This confirms the trend already observed in the last editions, which consists in converging their risk management systems in order to make them more transversal and more effective.



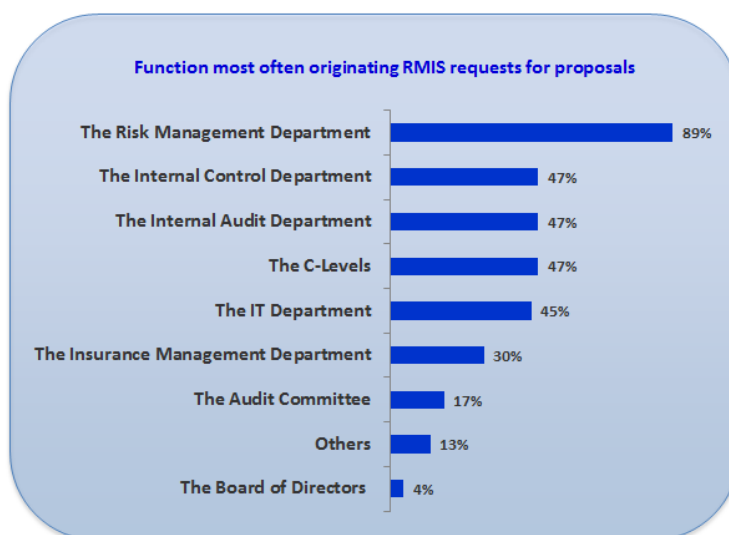
Functions most often originating RMIS requests for proposals

The **Risk Management Department** is, according to respondents, still originating **89%** of RMIS requests for proposals.

The **Internal Audit and Internal Control Departments** are taking the initiative for **47%** of them.

The **IT Department** is originating **45%** of them, 8 points below the last year percentage.

And the **C-Levels**, according to respondents, are at the origin of **47%** of the requests for proposals, 5 points below the last year percentage.



Decision makers involved in the choice of a RMIS

Similar to last year, the Head of Risk, Head of Internal Audit, and Head of IT are, for the respondents, the decision makers the more involved in the choice of a RMIS.

The **Heads of Internal Control and Compliance** are involved in **60%** of cases, and the **Head of Insurance** is, according to respondents, involved in **47%** of cases.

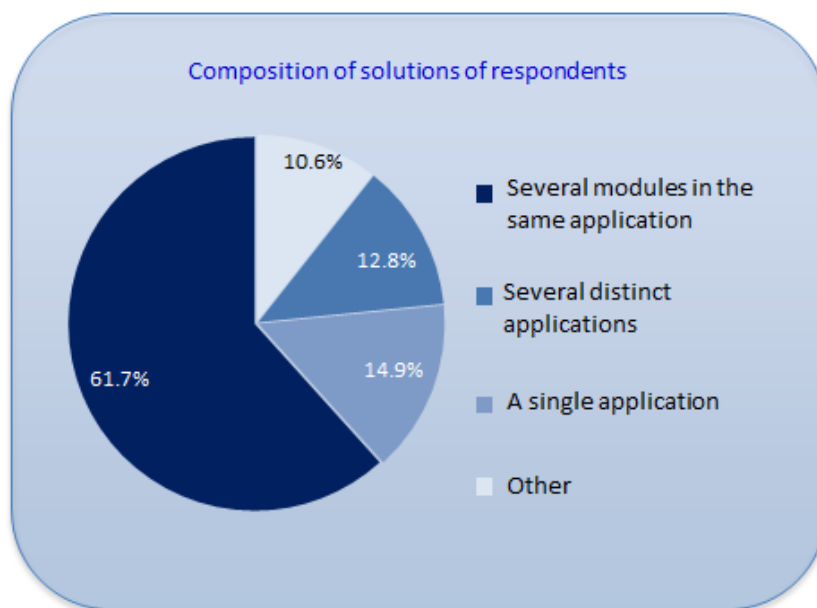


Towards more modularity for RMIS?

76,6% of respondents have a solution composed of a single application.

Among them, most declare that their respective solutions have **several modules**.

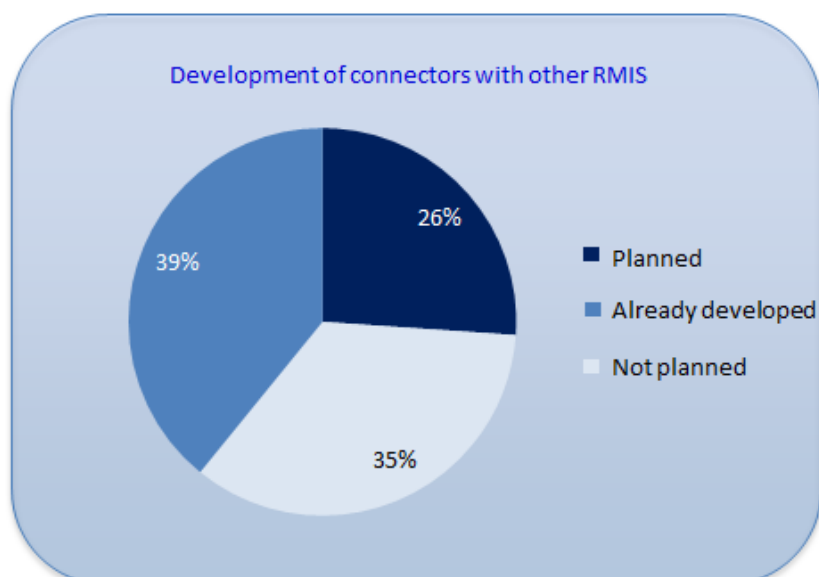
Only 12,8% of respondents still have several distinct applications.



Towards more interaction between RMIS?

65% of respondents plan to develop or already have connectors with other RMIS, which remains stable compared to last year.

In contrast, 35% of respondents do not plan to develop connectors with other RMIS.

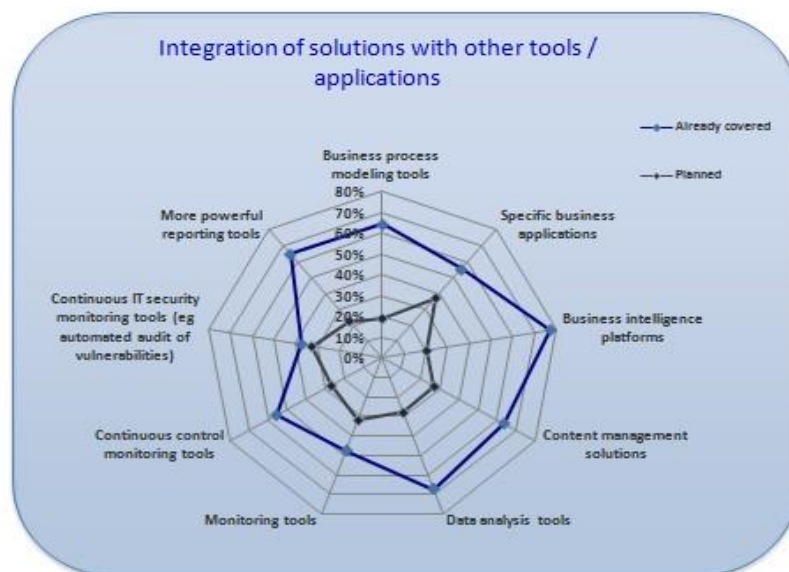


Which forecasted trends for the RMIS?

More than two thirds of respondents reported that their solutions are already integrated with **business intelligence platforms and process modeling, data analysis or reporting tools.**

Just over half of respondents reported that their solutions were already integrated with:

- Specific business applications
- Content management tools
- Monitoring tools
- Continuous control monitoring tools



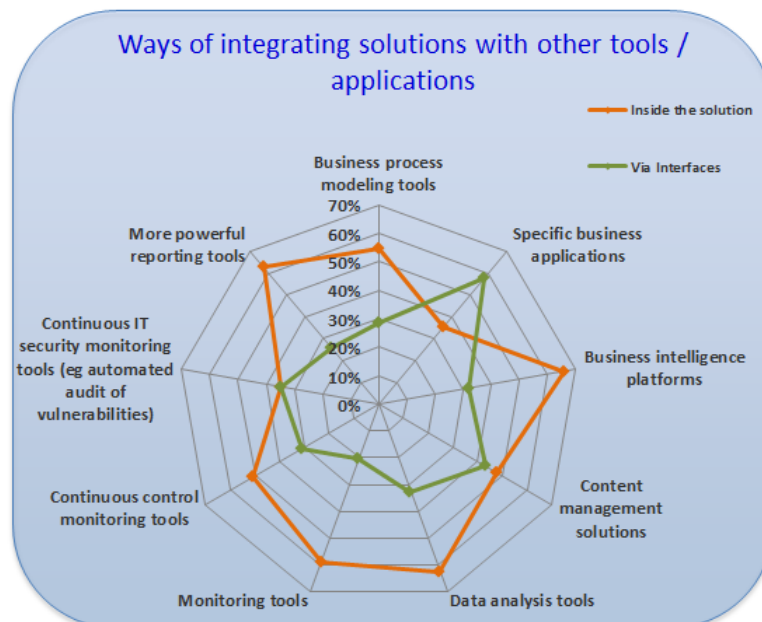
At least 19% of respondents plan to integrate these tools or applications in the coming years.

Ultimately, it seems that some tools or applications will tend to be preferably integrated within the RMIS, including:

- Business process modeling tools
- Business intelligence platforms
- Data analysis tools
- Monitoring tools
- Reporting tools
- Continuous control monitoring tools

However, in the coming years, no clear trend emerges for integration inside or outside the RMIS for the following components:

- Content management solutions
- Continuous IT security monitoring tools



Summary of results from 2015 Panorama

Survey responses analysis

Concerning the questionnaire, multiple-choice questions were often proposed in order to provide simple options to the vendors and improve the analysis on a standardized basis.

Each of the standardized responses was assigned a certain scoring as per the following scale, similar to the one used in the previous edition:

| COVERAGE | SCORING | DESCRIPTION |
|--|----------|---|
| Feature not covered | 0 | Feature <u>not implemented</u> in the solution |
| Feature can be covered with ad hoc development | 1 | No existing standard, but <u>can be developed with adhoc development by a specialist</u> (depending on aspects: vendor, integrator or client IT Department) |
| Feature covered, but limited to a standard behavior | 2 | Using the existing standard, but <u>not editable/configurable</u> , either by the vendor, the integrator, the business user or the client IT Department |
| Feature covered by technical customization | 3 | Customization of the standard solution, <u>that can only be performed by a technical expert of the solution</u> (for instance: people from vendor, integrator, or from client IT Department, previously trained to technical solution administration) |
| Feature covered by business user customization | 4 | Customization of the standard solution, <u>that can be performed by a business user</u> , independently from the client IT Department and from vendor or integrator (possibly after a nontechnical functional administration training) |

This scoring scale allowed an objective analysis of responses in order to obtain individual and global conclusions. These results were then analyzed in the light of the comments and feedback provided by vendors, so as to reflect the characteristics of their products as accurately as possible.

Finally, we would like to point out that, as in previous editions, the analysis carried out was **based on vendor statements only**.

In line with our core tenets mentioned above, no tests or interviews were conducted in order to avoid any judgment whatsoever from the team who elaborates the panorama.

Summary methodology

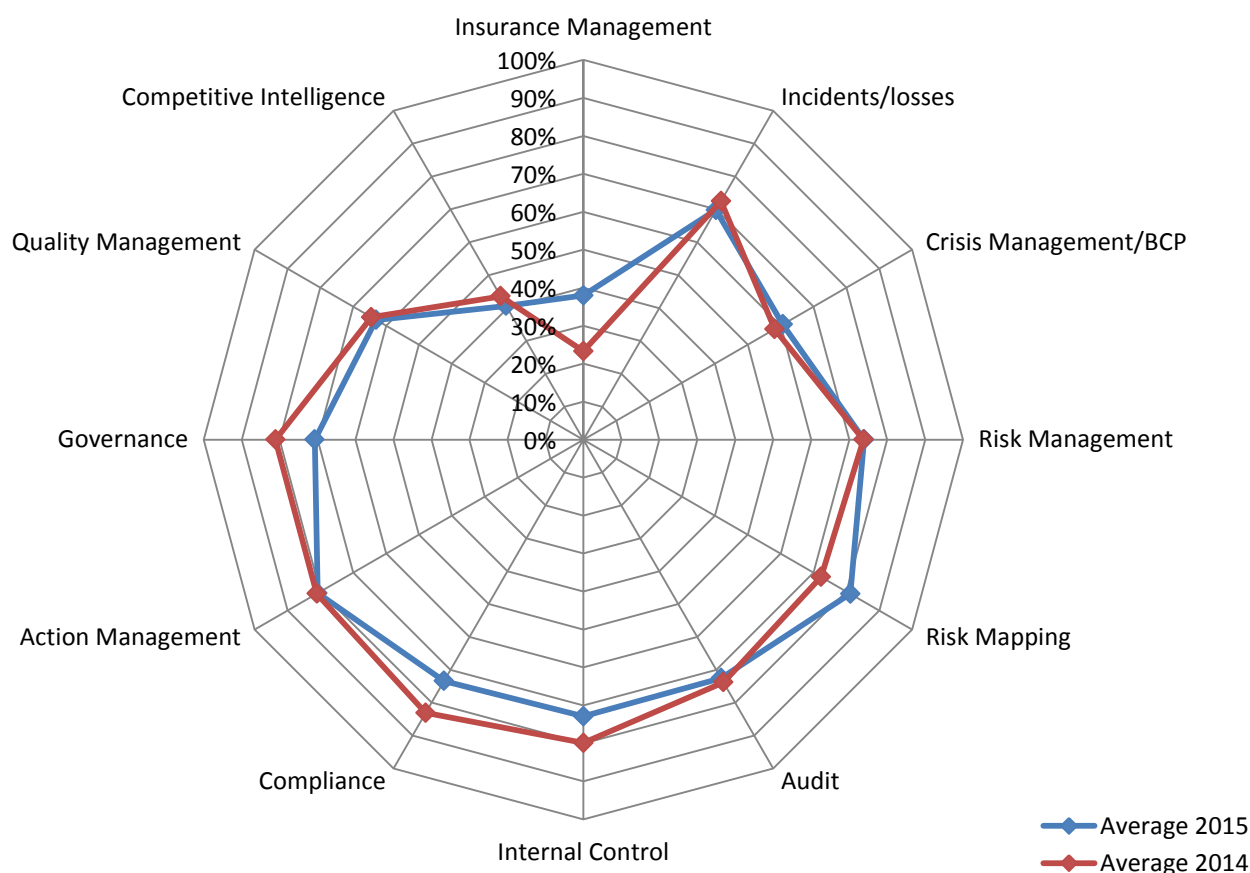
As usual, two presentation levels are provided in this panorama:

- **A global summary**, outlining the main market trends.
- **Individual reports**, by respondent, provided on specific datasheets.

2015 Global results by functional and technical areas

The following chart shows aggregated vendor responses on the functional and technical areas and compares them with the previous edition results.

Functional areas



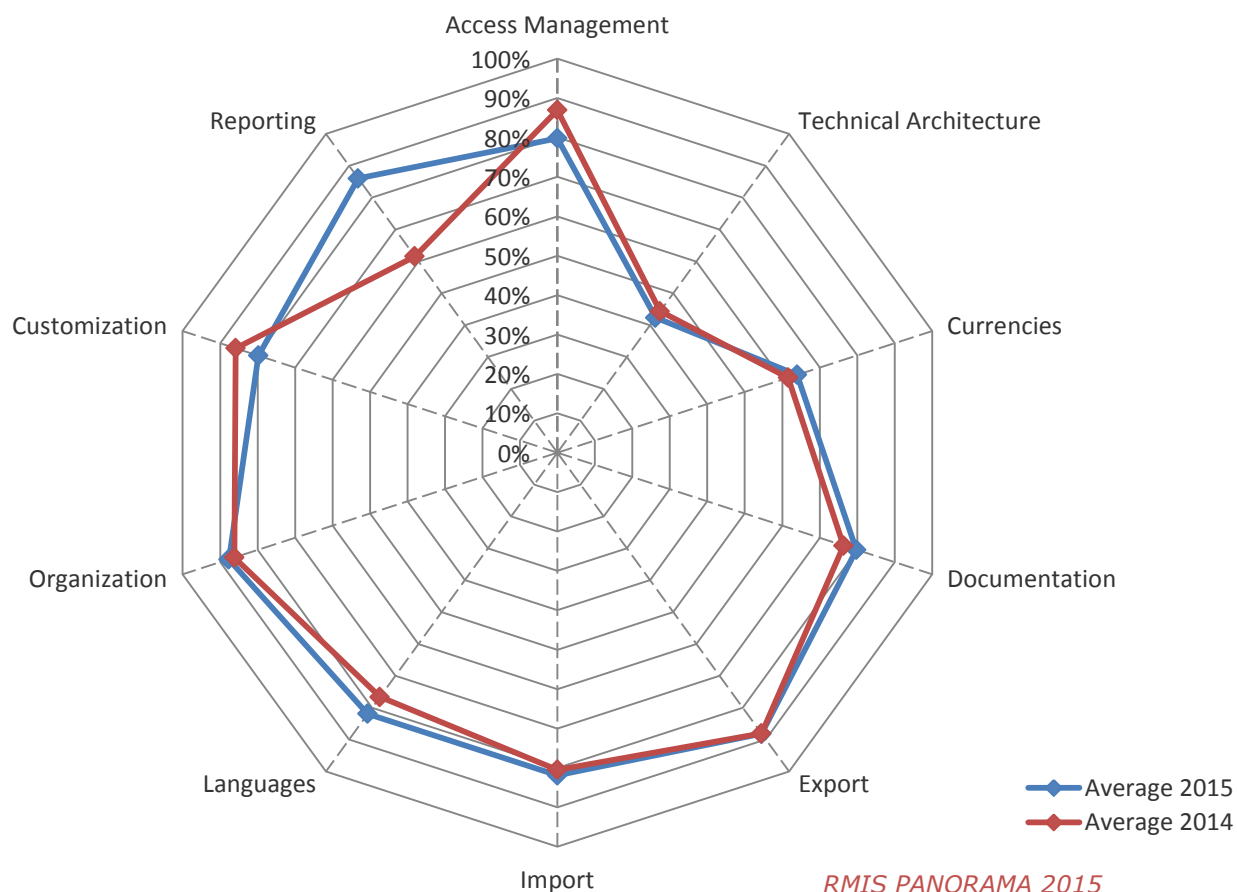
RMIS PANORAMA 2015

Note that:

- Despite the evolution of the respondents panel, the general form of 2015 coverage curve remains approximately the same as last year.
- Most functional areas are covered on average by 65% of all respondents.
- **As already pointed out last year, there is still room for improvement for areas related to Insurance Management and Competitive Intelligence.**

The description of functional areas is available in Appendix 1.

Technical areas



Note that:

- Most technical areas are **covered on average by 70%** of all respondents.
- As last year, the “Architecture” area seems to be **the least covered** by the respondents.
- It should be noted that the “Reporting” area coverage went from 62% (last year) to 86% (+24%).

The description of technical areas is available in Appendix 1.

The RMIS, a tool tailored for Risk Managers

Depending on their positioning and role in the company, Risk Managers may have different needs. The most common needs within the community can be classified in two main categories:

- **Enterprise Risk Management (ERM)**, based on a global approach, often by process, including the following activities:
 - **Corporate governance**
 - **Risk mapping**
 - **Risk management**
 - **Internal audit**
 - **Internal control**
 - **Compliance**

- **Corporate Insurance Management**, including the following activities:
 - **Premium allocation management**, calculation of premiums according to regulations and contracts, and follow-up of premium payment history
 - **Management of insurance portfolios**
 - **Budget simulations, identification and monitoring of taxes**
 - **Incident management, non-compliance, claims, litigation and legal proceedings**

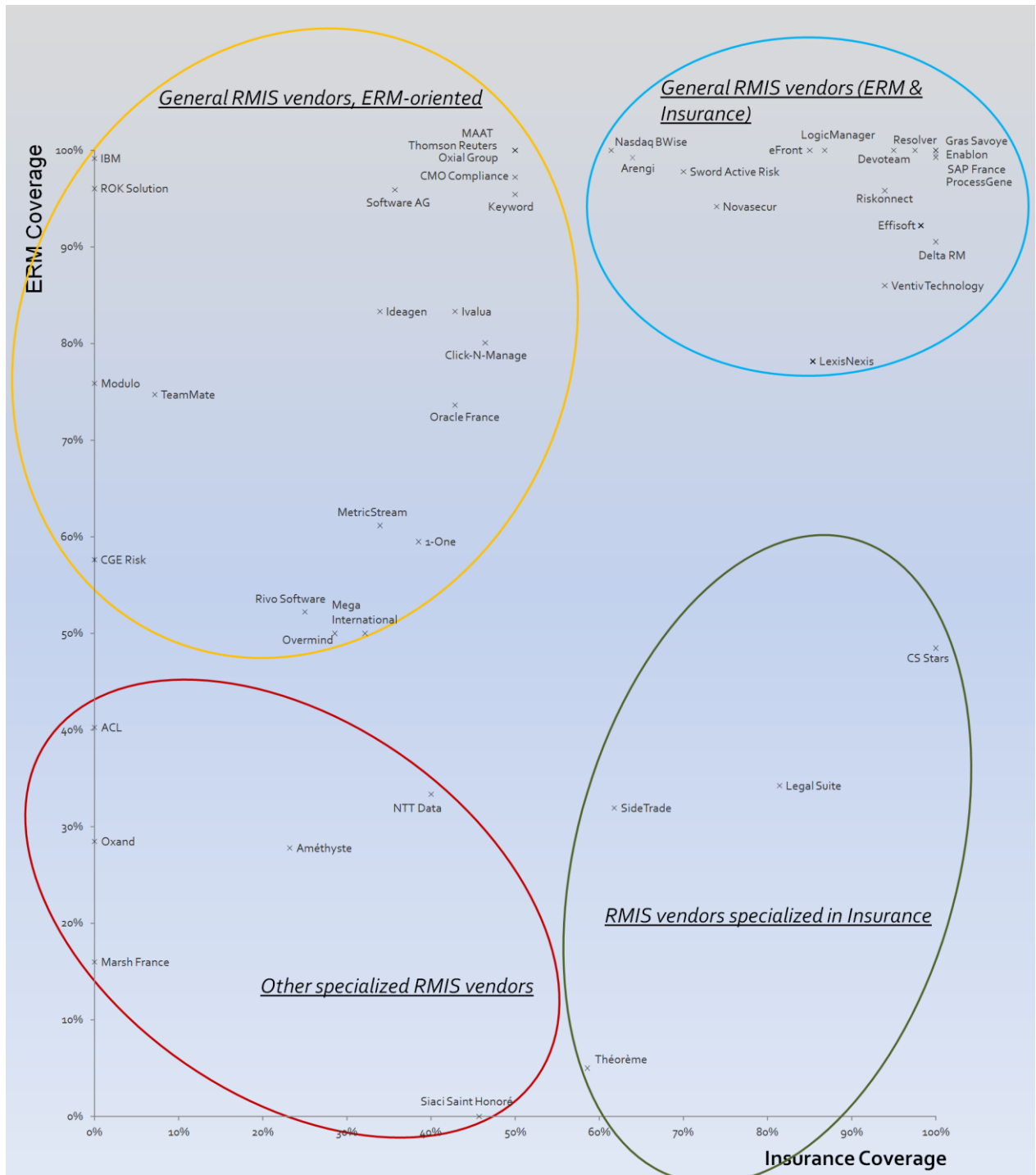
We therefore chose to include in the following representation the relative position of respondents, based on their coverage of "Insurance" and "ERM" needs, enabling us to group them by general categories.

Thus, **four groups of vendors emerge, depending how "Insurance" and "ERM" needs are covered:**

1. **General RMIS vendors (ERM and Insurance)**, covering both ERM and Insurance.
2. **General RMIS vendors, Insurance-oriented**, covering rather Insurance aspects, and less ERM ones.
3. **General RMIS vendors, ERM-oriented**, covering rather ERM aspects, and less those related to Insurance.
4. **Other specialized RMIS vendors**, covering **other functionalities** including, among respondents of this edition:
 - ACL, whose solution focuses on **financial operational risk** of the company/FCPA/Anti Bribery.
 - Améthyste, who develops software solutions for **Industrial Risk Management**.
 - Marsh France, whose solution focuses on **risk mapping and business continuity**.
 - Oxand, whose solution is designed for **managing risks on industrial projects**.

The relative positioning of vendors in the chart below, as well as their belonging to each group we have defined are derived from vendors responses to the questionnaire and their coverage rate of "ERM" or "insurance" considered functionalities.

Therefore, this "calculated" positioning complements and sometimes may be different from the one directly stated by the vendor in its datasheet.



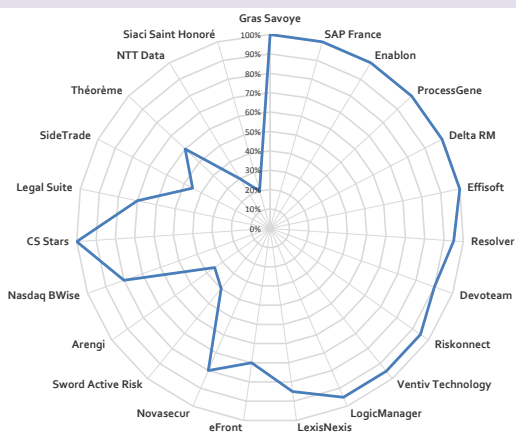
This macro analysis can be supplemented with our detailed vendor datasheets.

The results by functional and technical areas are presented hereafter. Only respondents who declared covering a given functionality are represented on the corresponding radar chart. They are first sorted by category resulting from the above representation, then by alphabetical order of respondents.

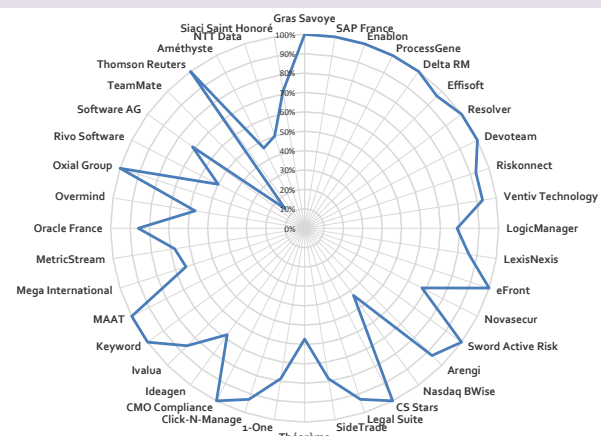
The description of analyzed areas is available in Appendix 1.

Stated coverage in 2015 by functional areas

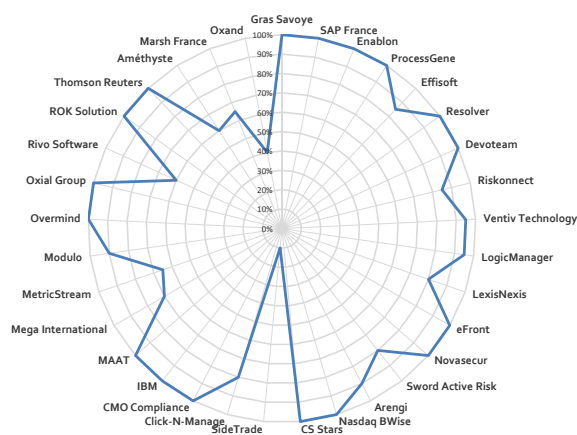
INSURANCE MANAGEMENT



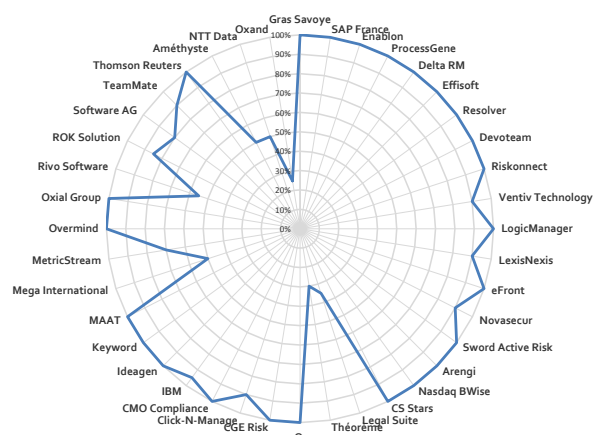
INCIDENTS / LOSSES



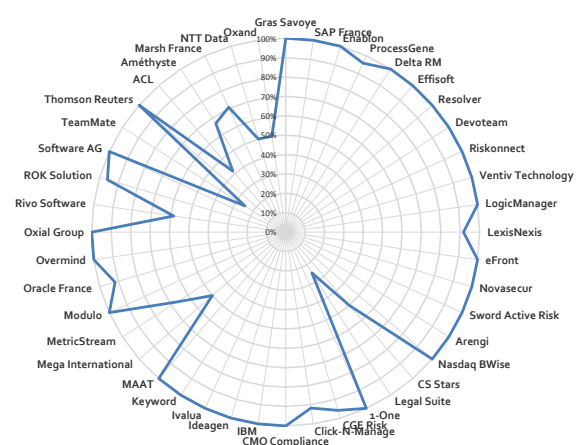
CRISIS MANAGEMENT / BCP



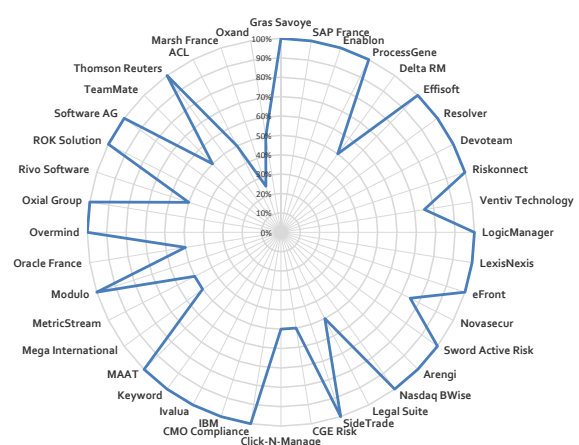
RISK MANAGEMENT



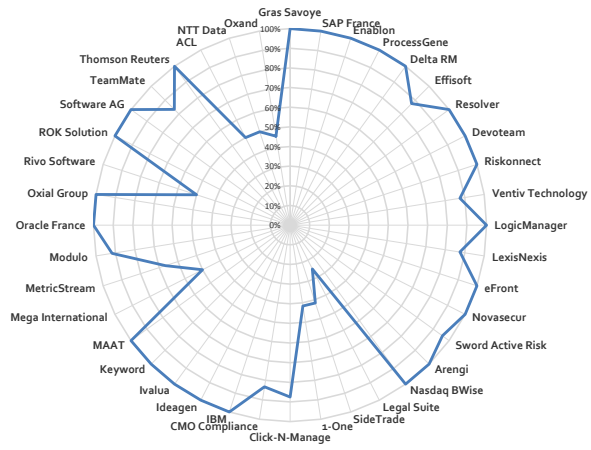
RISK MAPPING



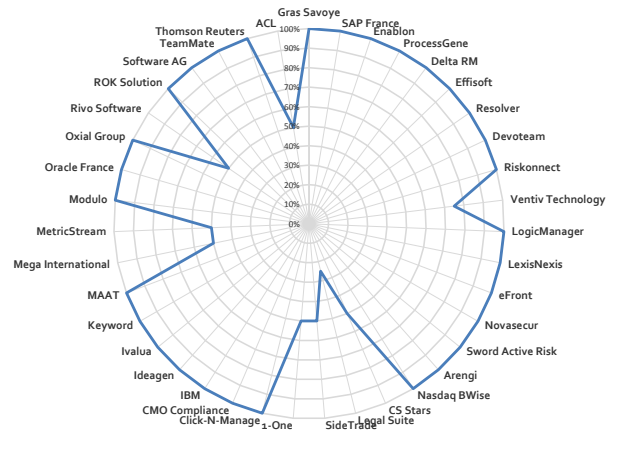
GOVERNANCE



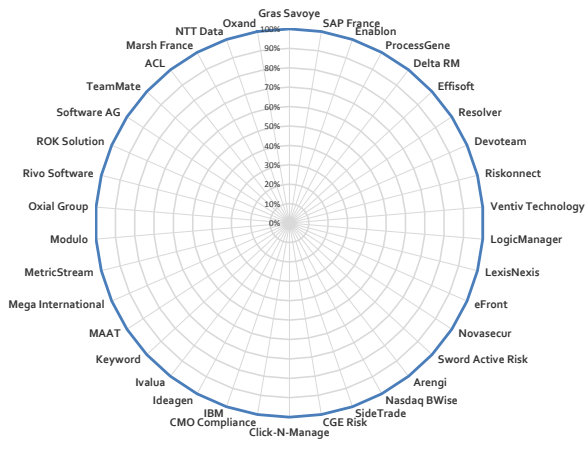
INTERNAL CONTROL



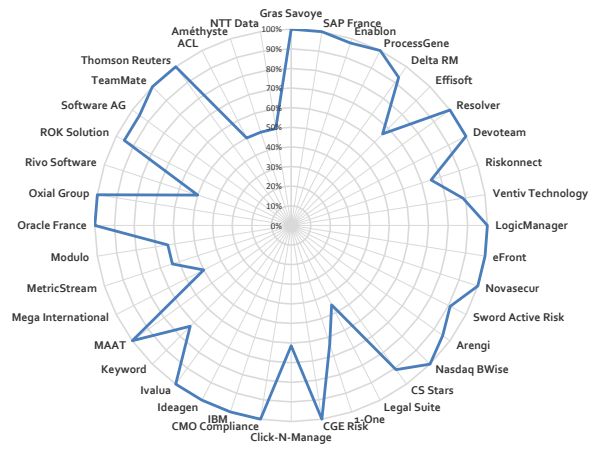
COMPLIANCE



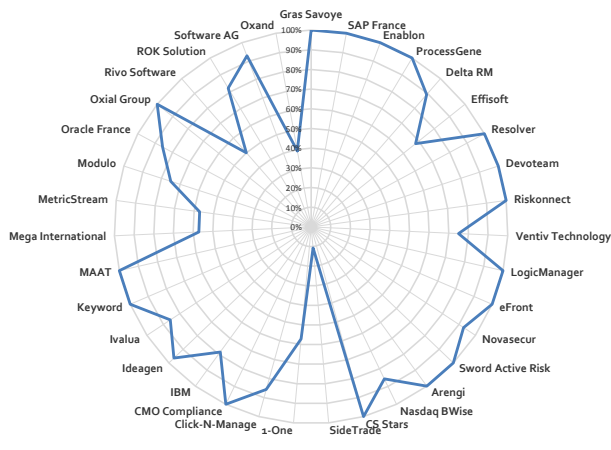
ACTION MANAGEMENT



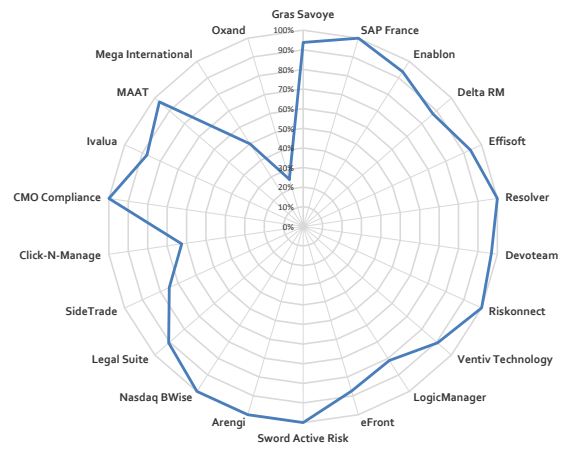
INTERNAL AUDIT



QUALITY MANAGEMENT

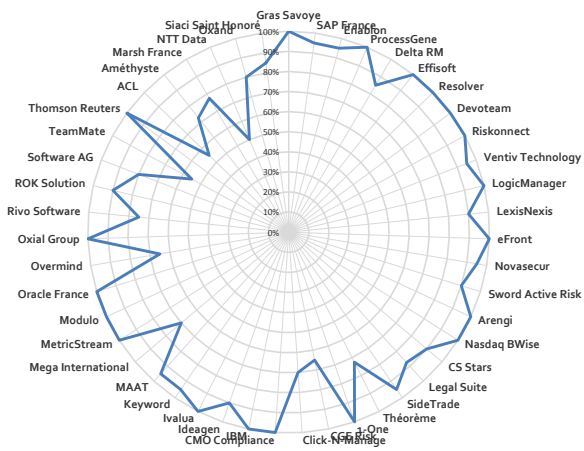


COMPETITIVE INTELLIGENCE

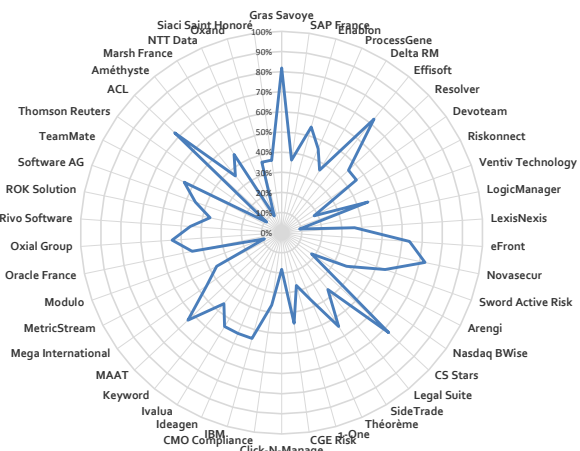


Stated coverage in 2015 by technical areas

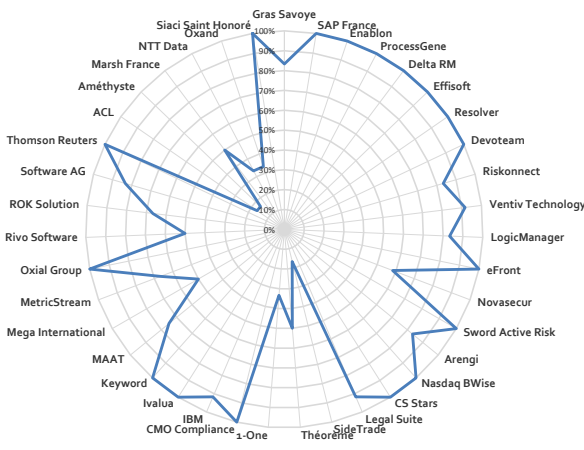
ACCESS MANAGEMENT



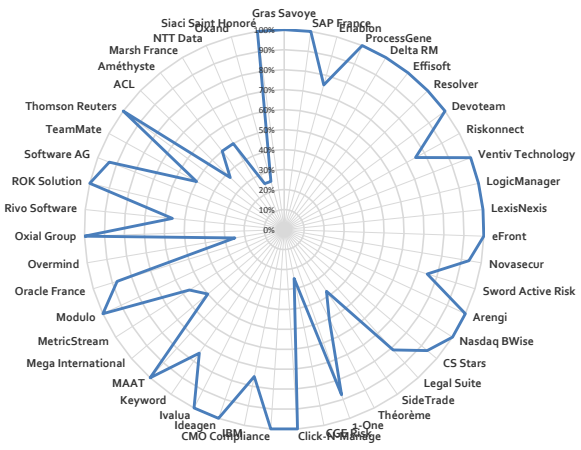
TECHNICAL ARCHITECTURE



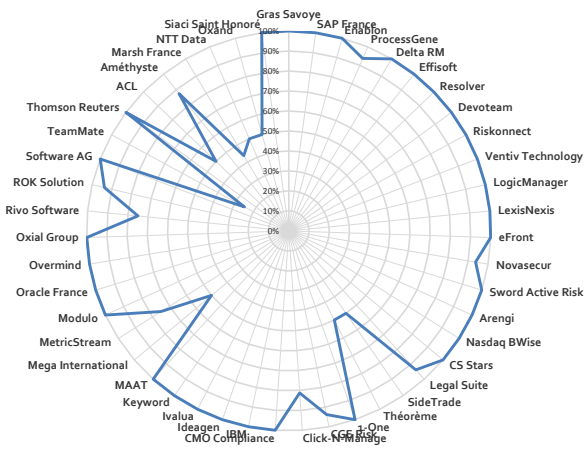
CURRENCIES



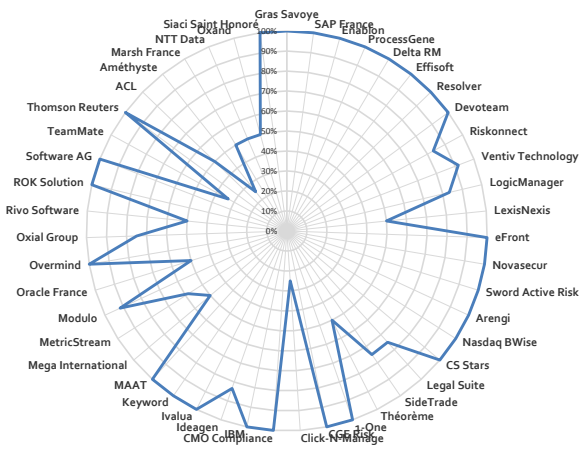
DOCUMENTATION



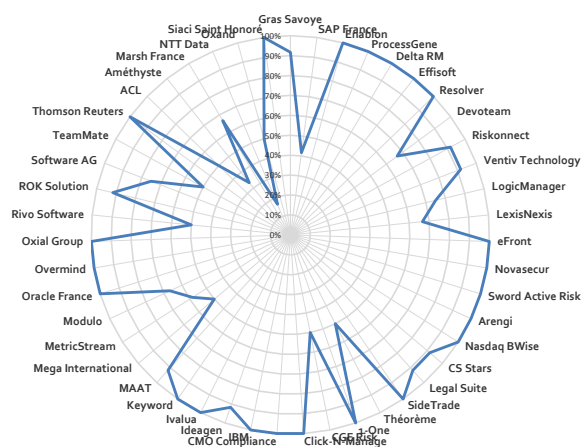
EXPORT



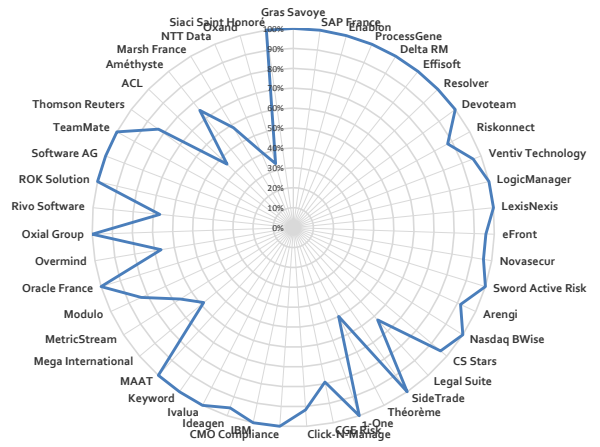
IMPORT



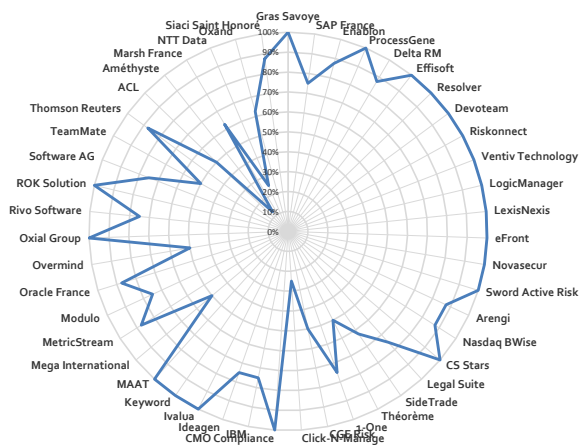
LANGUAGES



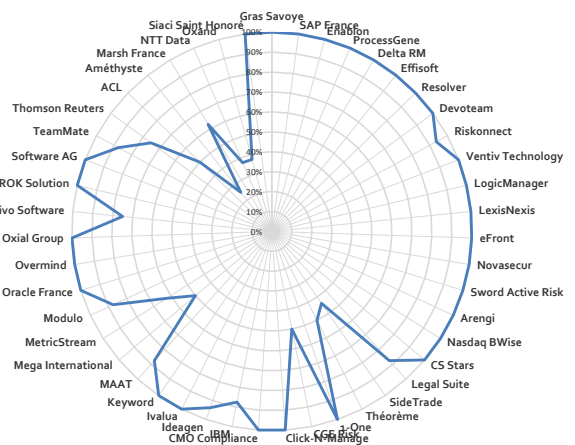
ORGANIZATION



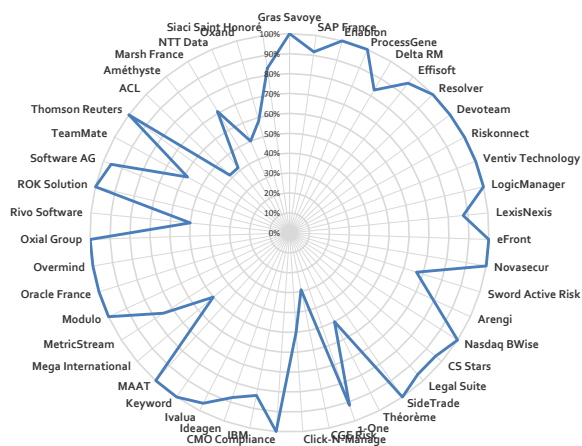
CUSTOMIZATION



REPORTING



WORKFLOWS



Detailed datasheets by vendor

The responses provided by each vendor are summarized on a datasheet presented as follows:

Logo of the vendor Contacts details of the vendor Contact person within the vendor

General information about the vendor

Name, kind, composition and dominant(s) of the solution

Strengths according to the vendor

Stated number of implementation projects

Industries of implemented projects

Vendor statement of its own particularities and differentiating factors

Club of users

Possibility of data hosting

Average number of users per solution

Stated coverage of functional areas

Disclaimer

Stated coverage of technical areas

α SIGR

α SIGR
12 rue des Risques
750xx Paris, France
www.alpha-sigr.fr

First Name Last Name
Director
+33 (0) 1 xx xx xx xx / + 33 (0) 6 xx xx xx xx
prenom.nom@alpha-sigr.fr

VENDOR COMPANY ID CARD

| | | |
|-----------------------|------------------------|---|
| Founded in | 2002 | Vendor statement of its own particularities and differentiating factors * A vendor specialized on certain categories of risks XXX |
| Global workforce | 50 | |
| RMIS workforce | 15 | |
| - RMIS implementation | 20 | |
| - RMIS consulting | 5 | |
| Area(s) of presence | France, Europe, Africa | |

VENDOR'S AVAILABLE SOLUTION(S)

| | |
|--|--|
| Solution(s) | * α SIGR |
| Kind of solution according to the vendor | * A standard tool integrating extensive possibilities of configuration |
| Composition of the solution | Several modules in a same application |
| Dominant(s) | ERM and Insurance |

Strengths according to the vendor *

Club of users
Yes (12 meetings per year)
Created in 2008
Administered by clients and the vendor

Data hosting
At the vendor / At the client

| Stated number of implementation projects | In the last 12 months | | Since the release of the solution | |
|--|-----------------------|--------|-----------------------------------|--------|
| | In France | Abroad | In France | Abroad |
| | 25 | 5 | 89 | 23 |

Industries of implemented projects
Bank (12%), Insurance (12%), Industry and services (56%), Public Sector (20%)

Average number of users per solution
From 51 to 100

Coverage of functional areas*

Coverage of technical areas*

*The results transcribed on this form are consistent with responses provided by the vendor

Notes:

- When the vendor did not answer some questions needed to fill in specific entries of its form, or when answers were not usable, corresponding entries have been marked with "n/r" (for "no reply").
- *: indicates descriptions provided by vendors that were not systematically translated by them, and therefore remain in their original languages.

1-One

1-ONE

1-One
25 rue Tronchet
75008 Paris, France
www.1-one.fr

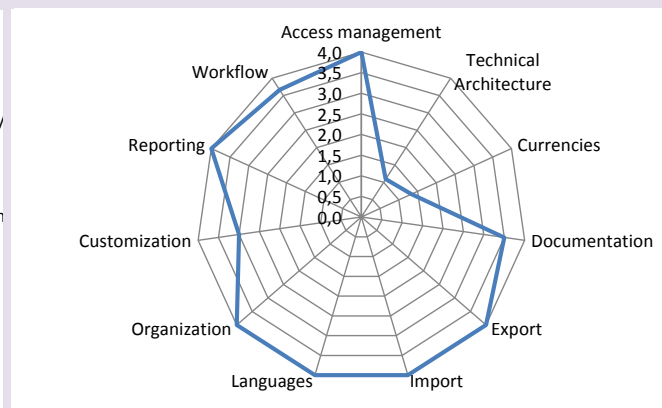
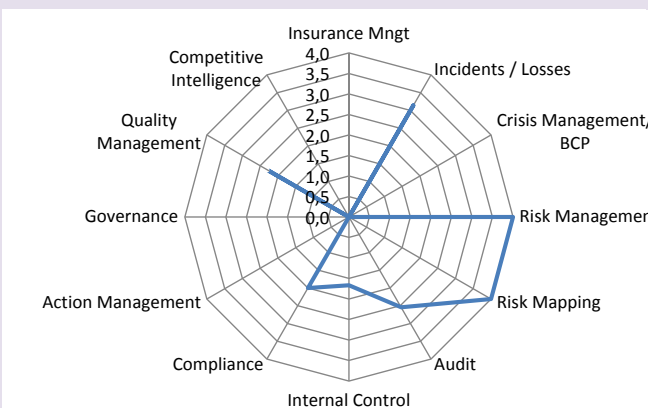
Yann LUCAS
Directeur du Développement
+33 (0)1 83 62 37 70/ +33 (0)6 60 97 60 13
yann.lucas@1-one.fr

VENDOR COMPANY ID CARD

| | | |
|---------------------|--------|--|
| Founded in | 2006 | Vendor statement of its own particularities and differentiating factors A specialized vendor on some specific risk categories (évaluation des risques professionnels (EVRP), document unique d'évaluation des risques professionnels (DUEVRP), compte personnel de prévention pénibilité (C3P), fiche individuelle d'exposition à la pénibilité des tâches- Santé au travail des salariés 1- One est un logiciel full-web d'évaluation des risques professionnels : production du document unique, compte personnel prévention de la pénibilité (C3P), santé au travail, identification et prévention des risques chimiques et substances, risque environnemental |
| Global workforce | 28 | |
| RMIS workforce | n/r | |
| RMIS Implementation | 8 | |
| RMIS consulting | 8 | |
| Area(s) of presence | France | |

VENDOR'S AVAILABLE SOLUTIONS

| | | | | |
|--|--|------------------------------|--|----------------|
| Solution(s) | 1-One module logiciel Document Unique Évaluation des Risques Professionnels - DUEvRP 1-One module logiciel pénibilité au travail, compte personnel prévention pénibilité - C3P 1-One module logiciel Accidents du Travail et Maladies Professionnelles - AT/MP 1-One module logiciel Dossier Médical 1-One module logiciel Risques chimiques, substances et produits CMR, ACD, REACH | | | |
| Kind of solution according to the vendor | A completely standard tool | | | |
| Composition of the solution | Several modules of the same application | | | |
| Dominant(s) | ERM | | | |
| Strengths according to the vendor | Solution complète et modulaire de prévention, santé, sécurité au travail disponible en mode Saas ou en installation locale | | Club of users | |
| | | | Yes (1 meeting per year) Created in 2010 Managed by the vendor | |
| | | | Data hosting | |
| | | | In the IS of a subcontractor of the vendor | |
| Stated number of Implementation projects | In the last 12 months | | Since the release of the solution | |
| | In France | 4 | In France | 30 |
| | Out of France | 0 | Out of France | 0 |
| | Secteurs d'activité des projets implémentés | | Average number of users per solution | From 51 to 100 |
| Banking (10%), Insurance (15%), Industry and services (30%), Public sector (45%) | | | | |
| Coverage of functional areas* | | Coverage of technical areas* | | |



(*)The results transcribed on this form are consistent with responses provided by the vendor

ACL



ACL

200 Brook Drive, Green Park
Reading, Berkshire
RG2 6UB, Royaume-Uni
www.acl.com

PascalGADEA

Directeur Commercial
+33 (0)1 61 38 15 03 / +33 (0)6 62 40 32 93
pascal_gadea@acl.com


VENDOR COMPANY ID CARD

| | | |
|-----------------------|--------|--|
| Founded in | 1987 | Vendor statement of its own particularities and differentiating factors A specialized vendor on some specific risk categories (analyse de données pour l'audit et le contrôle interne, risques opérationnels financiers de l'entreprise, FCPA, Anti Bribery) / An unspecialized vendor ACL va vous aider à définir les risques stratégiques et les risques opérationnels, le suivi des plans de contrôles et des missions d'audit, le suivi des recommandations, la mise en place de contrôles via l'analyse de données dans les flux contrôlés et les remontées d'alertes auprès des métiers |
| Global workforce | 200 | |
| RMIS workforce | 30 | |
| - RMIS implementation | 20 | |
| - RMIS consulting | 20 | |
| Area(s) of presence | Europe | |


VENDOR'S AVAILABLE SOLUTION(S)

| | | | | |
|--|---|-----|--|--------------|
| Solution(s) | ACL GRC : définition, suivi des risques, gestion des audits, remontée d'alertes auprès des métiers contrôlés ACL Analytics Exchange : contrôle des données et remonter des alertes, contrôles continus | | | |
| Kind of solution according to the vendor | A completely standard tool | | | |
| Composition of the solution | Several distinct applications | | | |
| Dominant(s) | Risque, audit, contrôle interne | | | |
| Strengths according to the vendor | An easy solution, full Web to manage risk and audit mission combined with data analytics solutions and performance KPI. | | Club of users | |
| | | | Yes (4 meetings per year) Created in 2006 Managed by clients | |
| | | | Data hosting | |
| | | | In the vendor's IS | |
| Stated number of implementation projects | In the last 12 months | | Since the release of the solution | |
| | In France | 10 | In France | 80 |
| | Out of France | 300 | Out of France | 40 |
| Industries of implemented projects | Banking (20%), Insurance (20%), Industry and services (40%), Public sector (15%), Others (5%) | | Average number of users per solution | From 6 to 50 |

Coverage of functional areas*



Coverage of technical areas*



(*)The results transcribed on this form are consistent with responses provided by the vendor

Améthyste



Améthyste
2 rue Pierre Sémard
75009 Paris, France
www.amethyste.fr

Agnès GAILLARD
CEO
+33 (0)1 40 82 91 59 / +33 (0)6 07 79 79 89
agnes.gaillard@amethyste.fr


VENDOR COMPANY ID CARD

| | | |
|-----------------------|--------|--|
| Founded in | 1990 | Vendor statement of its own particularities and differentiating factors A specialized vendor on some specific risk categories (risques opérationnels du secteur industriels - site SEVESO) / A specialized vendor in RMIS Solution intégrée, collaborative et transversale à l'ensemble des silos fonctionnels de l'entreprise impactés dans le processus de gestion du risque. Modélisation et customisation des algorithmes d'évaluation de risque au travers d'une interface graphique. Stockage de l'algorithme et des données contextuelles de chaque évaluation pour traçabilité et auditabilité des résultats. |
| Global workforce | 15 | |
| RMIS workforce | 9 | |
| - RMIS implementation | 2 | |
| - RMIS consulting | 2 | |
| Area(s) of presence | France | |


VENDOR'S AVAILABLE SOLUTION(S)

| | | | | |
|--|---|---|---|--------------|
| Solution(s) | orKsoft composée de:orKsoft Asset Management Platform, orKsoft Modeling Studio ,orKsoft HSE & Integrity Management, orKsoft RBI Pressure System, orKsoft Atmospheric Storage Tank, orKsoft RBI Pipeline, orKsoft RBI Structure, orKsoft RCM, orKsoft Process Designer, orKsoft Research Center, orKsoft Knowledge CenterorKStore, orKsoft Lifting Equipment, orKsoft SIL Verification, orKsoft Pressure relief Device, orKsoft SubseaorKsoft Civil Works. | | | |
| Kind of solution according to the vendor | A completely standard tool | | | |
| Composition of the solution | Several modules of the same application | | | |
| Dominant(s) | ERM | | | |
| Strengths according to the vendor | Customization of Risk Assessment modules according to customers specific guidelines. | | Club of users | |
| | | | Yes (2 meetings per year) Created in 2014 Managed by the vendor | |
| | | | Data hosting | |
| | | | In the IS of a subcontractor of the vendor or in the IS of the client | |
| Stated number of implementation projects | In the last 12 months | | Since the release of the solution | |
| | In France | 2 | In France | 4 |
| | Out of France | 3 | Out of France | 4 |
| Industries of implemented projects | Industry and services (100%) | | Average number of users per solution | From 6 to 50 |

Coverage of functional areas*



Coverage of technical areas*



(*) The results transcribed on this form are consistent with responses provided by the vendor

Arengi



Arengi
30 boulevard Haussmann
75009 Paris, France
arengi.fr et Arengibox.com

Lionel D'HARCOURT
Associé
+33 (0)1 80 05 28 21 / +33 (0)6 58 04 50 58
lionel.dharcourt@arengi.fr

VENDOR COMPANY ID CARD

| | | |
|-----------------------|--------|---|
| Founded in | 2010 | Vendor statement of its own particularities and differentiating factors A specialized vendor in RMIS ArengiBox is a risk management information system (RMIS) designed and used by risk management professionals (optimised risk management workflows, packaged consulting & industry-based risk databases). Launched in 2013, the application is based on the latest web technologies and features dynamic dashboards, process facilitation tools, etc. |
| Global workforce | 11 | |
| RMIS workforce | 11 | |
| - RMIS implementation | 4 | |
| - RMIS consulting | 7 | |
| Area(s) of presence | France | |

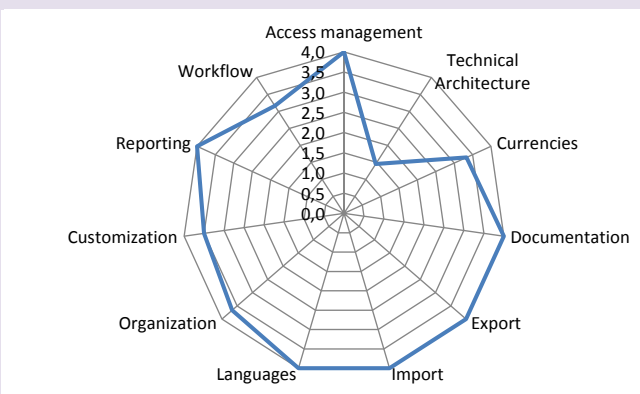
VENDOR'S AVAILABLE SOLUTION(S)

| | | | | |
|--|---|---|--------------------------------------|-----------------|
| Solution(s) | ArengiBox intègre directement et de manière complètement intégrée les différents axes fonctionnels (cartographie des risques, maîtrise des risques, contrôle et audit internes, Qualité, Incidents, intelligence économique, etc.) | | | |
| Kind of solution according to the vendor | Outil totalement orienté métier, intégré, flexible | | | |
| Composition of the solution | A single application | | | |
| Dominant(s) | ERM | | | |
| Strengths according to the vendor | Platform supporting most risk management approaches (ERM, project management, operational risks, quality, public sector, etc.). The system is readily available & usable and does not require to go through IT integration projects or specific developments, customisation being possible through basic settings. ArengiBox supports daily risk management activities from risk mapping & monitoring, risk control (incl. internal audit & internal control), action plan elaboration/follow-up, indicators & loss events. | | Club of users | |
| | | | Data hosting | |
| | | | | |
| Stated number of implementation projects | In the last 12 months | | Since the release of the solution | |
| | In France | 6 | In France | 10 |
| | Out of France | 1 | Out of France | 3 |
| Industries of implemented projects | Insurance (10%), Industry and services (70%), Public sector (20%) | | Average number of users per solution | From 101 to 200 |

Coverage of functional areas*



Coverage of technical areas*



(*)The results transcribed on this form are consistent with responses provided by the vendor

CGE Risk



CGE Risk
Vlietweg 17v
2266 KA, Leidschendam, Netherlands
www.cgerisk.com

Jeroen VAN DOMMELEN
Sales Director
+31 (0) 88 100 1350
support@cgerisk.com

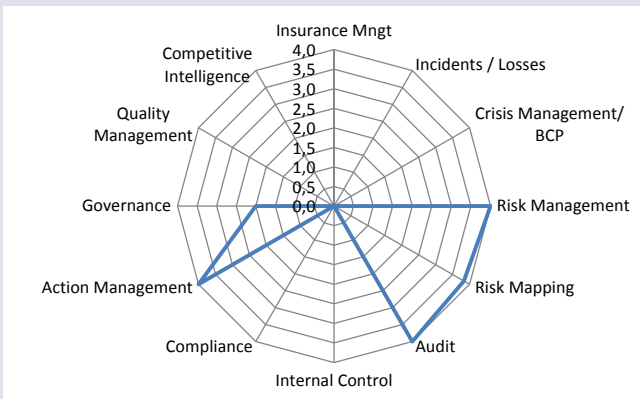
VENDOR COMPANY ID CARD

| | | |
|-----------------------|--|---|
| Founded in | 2010 | Vendor statement of its own particularities and differentiating factors A specialized vendor on some specific risk categories (operational risks for mainly Oil and Gas, aviation, mining, chemical and process industry and Healthcare) / An unspecialized vendor Our core software solution called BowTieXP is based on the BowTie principle. This allows for visualization of Risks and is not done often amongst different vendors. CGE is one of the few companies that is able to combine good Risk Software with the power of consultancy partner all over the globe. |
| Global workforce | 22 | |
| RMIS workforce | n/r | |
| - RMIS implementation | 2 | |
| - RMIS consulting | 5 | |
| Area(s) of presence | France, Europe, Asia Pacific, North America, South America, Africa | |

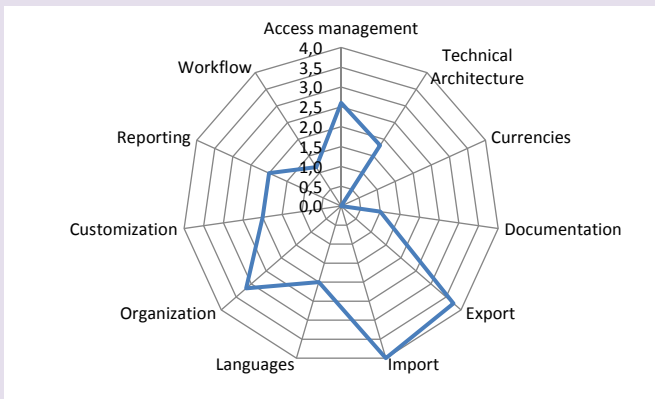
VENDOR'S AVAILABLE SOLUTION(S)

| | | | | |
|--|---|-----|---|--------------|
| Solution(s) | BowTieXP - Visual barrier based risk assessment tool, AuditXP - Auditing your barriers, IncidentXP - Incident Investigation and Analysis tool based on broken barriers, BowTieServer - Enterprise Risk Management Edition | | | |
| Kind of solution according to the vendor | A completely standard tool | | | |
| Composition of the solution | Several modules of the same application | | | |
| Dominant(s) | ERM | | | |
| Strengths according to the vendor | BowTieXP allows for very detailed Risk Assessment for Major Risk Assessments. BowTies are easy to communicate to the organization. | | Club of users | |
| | | | Yes (5 meetings per year) Created in 2012 Managed by the vendor | |
| | | | Data hosting | |
| | | | In the vendor's IS, In the IS of a subcontractor of the vendor or in the IS of the client | |
| Stated number of implementation projects | In the last 12 months | | Since the release of the solution | |
| | In France | 3 | In France | 5 |
| | Out of France | 250 | Out of France | 800 |
| Industries of implemented projects | Industry and services (90%), Public sector (10%) | | Average number of users per solution | From 6 to 50 |

Coverage of functional areas*



Coverage of technical areas*



(*)The results transcribed on this form are consistent with responses provided by the vendor

Click-N-Manage



Click-N-Manage
Rue des Plantaporrêts 3
1205 Genève, Suisse
www.click-n-manage.com

David BALME
CEO
+41 22 738 13 11 / +41 78 892 68 13
david.balme@optimum.ch

VENDOR COMPANY ID CARD

| | | |
|-----------------------|----------------------|---|
| Founded in | 1994 | Vendor statement of its own particularities and differentiating factors A specialized vendor in RMIS / An unspecialized vendor / Logiciel de gestion des systèmes d'organisation intégrant la gestion du risque (qualité, environnement, santé-sécurité, sécurité information, denrées alimentaires, ...) Since 1994, over 600 customers asked Challenge Optimum consultants to leverage strategic changes through the adoption of risk-based management standards (ISO 9001, 14001, 31000, 22000, 27001). |
| Global workforce | 10 | |
| RMIS workforce | 4 | |
| - RMIS implementation | 3 | |
| - RMIS consulting | 3 | |
| Area(s) of presence | Europe, Asia Pacific | |

VENDOR'S AVAILABLE SOLUTION(S)

| | |
|--|---|
| Solution(s) | Click-N-Manage |
| Kind of solution according to the vendor | A toolbox to be customized |
| Composition of the solution | Several modules of the same application |
| Dominant(s) | ERM |

Strengths according to the vendor

Risk-based management BY processes.

Club of users

Yes
Created in 2012
Managed by the vendor

Data hosting

In the vendor's IS or in the IS of the client

Stated number of implementation projects

In the last 12 months

| | |
|---------------|---|
| In France | 0 |
| Out of France | 2 |

Since the release of the solution

| | |
|---------------|----|
| In France | 1 |
| Out of France | 20 |

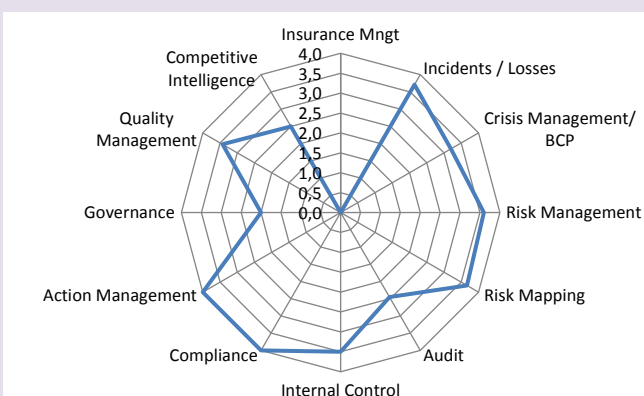
Industries of implemented projects

Industry and services (95%), Public sector (5%)

Average number of users per solution

From 51 to 100

Coverage of functional areas*



Coverage of technical areas*



(*)The results transcribed on this form are consistent with responses provided by the vendor

CMO Compliance (new respondent)



CMO Compliance
49-51 Wellington St
3182 Melbourne, Australie
www.cmo-software.com

Sharon PONTING
Management
+44 (0) 207 078 7414
sharon.ponting@cmoglobal.com

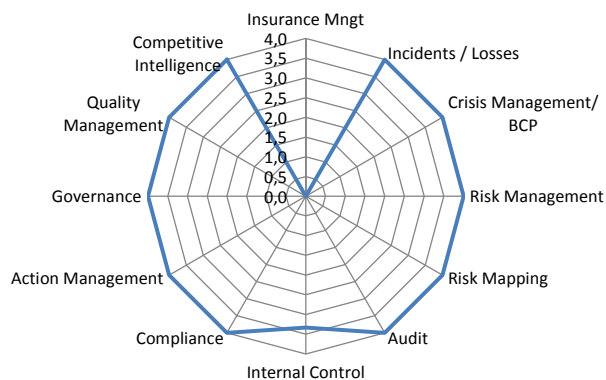
VENDOR COMPANY ID CARD

| | | |
|-----------------------|--|---|
| Founded in | 2001 | Vendor statement of its own particularities and differentiating factors A specialized vendor on some specific risk categories(risk for Heavy Industries, in particular operational risk including Health, Safety & Environment) /A specialized vendor in RMIS We have the most configurable, simple to use Software as a Service Product on the market with the leading Mobile App and strongest focus on managing Health, Safety & Environment Risk |
| Global workforce | 150 | |
| RMIS workforce | 150 | |
| - RMIS implementation | 10 | |
| - RMIS consulting | 30 | |
| Area(s) of presence | Europe, Asia Pacific, North America, South America, Africa | |

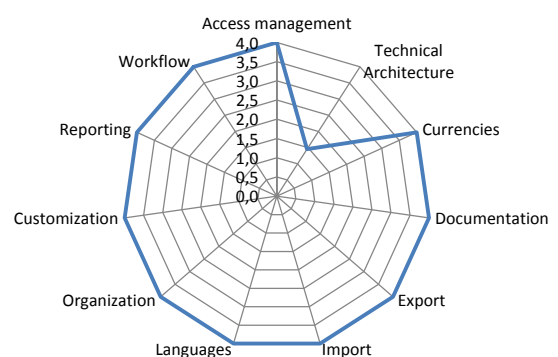
VENDOR'S AVAILABLE SOLUTION(S)

| | | | | |
|--|------------------------------------|---|--|-----------------|
| Solution(s) | CMO Compliance | | | |
| Kind of solution according to the vendor | A completely standard tool | | | |
| Composition of the solution | Several distinct applications | | | |
| Dominant(s) | ERM | | | |
| Strengths according to the vendor | Simple to use | | Club of users | |
| | | | Yes (1 meeting per year) Created in 2009 Managed by the vendor | |
| | | | Data hosting | |
| | | | n/r | |
| Stated number of implementation projects | In the last 12 months | | Since the release of the solution | |
| | In France | 1 | In France | 2 |
| | Out of France | 22 | Out of France | 125 |
| | Industries of implemented projects | Insurance (5%), Industry and services (50%), Others (45%) | Average number of users per solution | From 201 to 500 |

Coverage of functional areas*



Coverage of technical areas*



(*)The results transcribed on this form are consistent with responses provided by the vendor

CS Stars (new respondent)



CS Stars
Tower Place East
London, Royaume-Uni
www.csstars.com

James SAWLE
EMEA Zone Leader
+44 20 7357 5760 / +44 77 9568 5590
jsawle@csstars.com

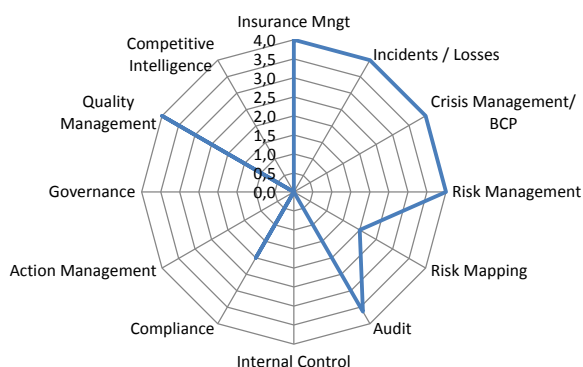
VENDOR COMPANY ID CARD

| | | |
|-----------------------|--|---|
| Founded in | 1967 | Vendor statement of its own particularities and differentiating factors |
| Global workforce | 375 | |
| RMIS workforce | 375 | |
| - RMIS implementation | 42 | |
| - RMIS consulting | 20 | A specialized vendor in RMIS |
| Area(s) of presence | France, Europe, Asia Pacific, North America, South America, Africa | |
| | | STARS is the global leader in technology, analytics and service solutions across risk, safety, and claims management. STARS' single, integrated risk, safety, and claims solution optimises decisions across the entire risk life cycle to reduce Total Cost of Risk. |

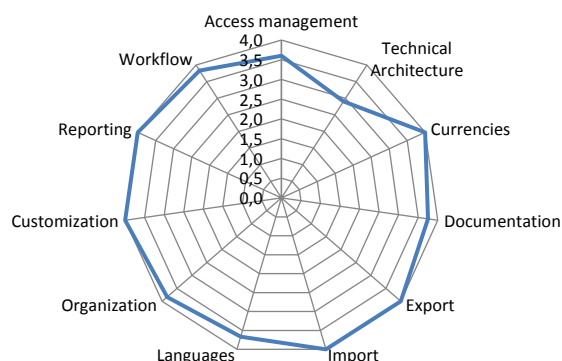
VENDOR'S AVAILABLE SOLUTION(S)

| | | | | |
|--|---|----|---|-----------------|
| Solution(s) | STARS Enterprise Edition | | | |
| Kind of solution according to the vendor | A standard tool that can be configured as needed | | | |
| Composition of the solution | A single application with several modules | | | |
| Dominant(s) | ERM | | | |
| Strengths according to the vendor | One platform for Risk, Safety and Claims apps, collaboration and analytics. | | Club of users | |
| | | | Yes (4 meetings per year) Created in 2013 Managed by the vendor | |
| | | | Data hosting | |
| | | | In the vendor's IS or in the IS of the client | |
| Stated number of implementation projects | In the last 12 months | | Since the release of the solution | |
| | In France | 2 | In France | 6 |
| | Out of France | 77 | Out of France | 745 |
| Industries of implemented projects | Banking (5%), Insurance (10%), Public sector (10%). Others (75%) | | Average number of users per solution | From 201 to 500 |

Coverage of functional areas*



Coverage of technical areas*



(*)The results transcribed on this form are consistent with responses provided by the vendor

Delta RM



Delta RM
6 rue Beauregard
fond de cour, 2ème étage, 1ère droite
75002 Paris, France
www.deltarm.com

ChantalCARNEL
CEO
+33 (0)6 72 83 44 85
chantal.carnel@deltarm.com


VENDOR COMPANY ID CARD

| | | |
|-----------------------|--------|---|
| Founded in | 2013 | Vendor statement of its own particularities and differentiating factors |
| Global workforce | 10 | A specialized vendor in RMIS Delta RM- Provocateur d'opportunitésLa nouvelle génération de solution de gestion des risquesDelta Risk Management lance sa suite de solution dédiée à la gestion des risques, de l'identification des risques aux plans de traitement, complétée par de nombreux référentiels et indicateurs externes. Une solution clé en main, intelligente couplant les données internes aux entreprises et des indicateurs externes pertinents pour une prise de décision objective. |
| RMIS workforce | 10 | |
| - RMIS implementation | 3 | |
| - RMIS consulting | 3 | |
| Area(s) of presence | France | |

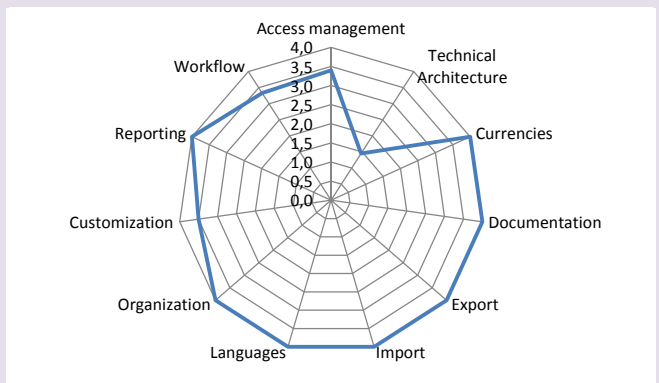
VENDOR'S AVAILABLE SOLUTION(S)

| | | | | |
|--|--|---|--------------------------------------|-----------------|
| Solution(s) | Delta Risk, Delta Insurance, Delta Control, Delta Compliance | | | |
| Kind of solution according to the vendor | A toolbox to be customized | | | |
| Composition of the solution | Several modules of the same application | | | |
| Dominant(s) | ERM and Insurance | | | |
| Strengths according to the vendor | Turnkey Risk Management Solution. | Club of users | | |
| | | Yes (2 meetings per year) Created in 2014 Managed by the vendor | | |
| | | Data hosting | | |
| | | In the IS of a subcontractor of the vendor or in the IS of the client | | |
| Stated number of implementation projects | In the last 12 months | | Since the release of the solution | |
| | In France | 6 | In France | 6 |
| | Out of France | 1 | Out of France | 1 |
| Industries of implemented projects | Banking (10%), Insurance (30%), Industry and services (60%) | | Average number of users per solution | From 201 to 500 |

Coverage of functional areas*



Coverage of technical areas*



(*)The results transcribed on this form are consistent with responses provided by the vendor

Devoteam



Devoteam

73 rue Anatole France
92300 Levallois Perret, France
www.rvrparad.com

Agnès POYARD BITRAN

Directeur Marketing et Professional Services
+33 (0)1 41 49 55 62/ +33 (0)6 59 91 35 10
agnes.poyard@devoteam.com

VENDOR COMPANY ID CARD

| | | |
|-----------------------|---------------------------------------|--|
| Founded in | 1999 | Vendor statement of its own particularities and differentiating factors |
| Global workforce | 4000 | |
| RMIS workforce | 150 | |
| - RMIS implementation | n/r | |
| - RMIS consulting | n/r | |
| Area(s) of presence | France, Europe, South America, Africa | La solution RVR PARAD de Devoteam est une plateforme intégrée et modulaire sur la gestion des risques, le contrôle et la conformité, l'audit et la continuité d'activité. Elle offre une couverture fonctionnelle très large sur ces thématiques ainsi qu'une grande flexibilité (champs/labels, workflows, charte graphique, habilitations, ...). |

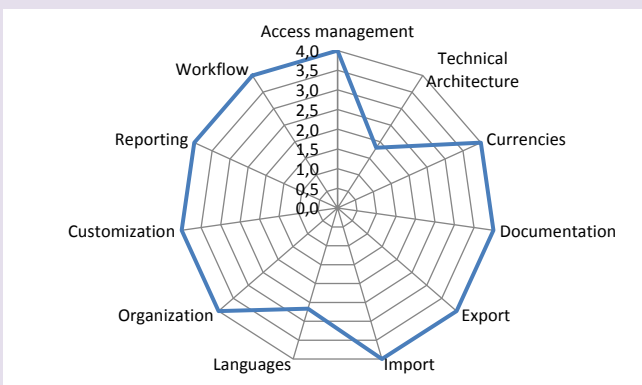
VENDOR'S AVAILABLE SOLUTION(S)

| | | | | |
|--|--|----|--|------------------|
| Solution(s) | RVR PARAD | | | |
| Kind of solution according to the vendor | Outil totalement orienté métier, intégré, flexible | | | |
| Composition of the solution | Several modules of the same application | | | |
| Dominant(s) | ERM | | | |
| Strengths according to the vendor | Flexibility of the solution | | Club of users | |
| | | | Yes (1 meeting per year) Created in 2004 Managed by the vendor and the clients | |
| | | | Data hosting | |
| | | | In the vendor's IS | |
| Stated number of implementation projects | In the last 12 months | | Since the release of the solution | |
| | In France | 10 | In France | 100 |
| | Out of France | 4 | Out of France | 20 |
| Industries of implemented projects | Banking (25%), Insurance (20%), Industry and services (45%), Public sector (10%) | | Average number of users per solution | From 501 to 1000 |

Coverage of functional areas*



Coverage of technical areas*



(*)The results transcribed on this form are consistent with responses provided by the vendor

Effisoft



Effisoft
26 rue d'Athènes
75009 PARIS, France
www.effisoft.com

Edouard LEFEBVRE
+33 (0)1 42 93 72 52/ +33 (0)6 61 36 87 79
elefebvre@effisoft-group.com

+33 (0)1 42 93 72 52/ +33 (0)6 61 36 87 79
elefebvre@effisoft-group.com

VENDOR COMPANY ID CARD

| | |
|-----------------------|-------------------------------|
| Founded in | 1990 |
| Global workforce | 94 |
| RMIS workforce | 94 |
| - RMIS implementation | 7 |
| - RMIS consulting | 30 |
| Area(s) of presence | France, Europe, North America |

Vendor statement of its own particularities and differentiating factors

A specialized vendor in RMIS

Effisoft accompagne depuis plus de 20 ans les Risk Managers dans la gestion de leurs risques et de leurs programmes d'assurances. Cette expertise nous permet de proposer le SIGR Webrisk qui, par sa richesse fonctionnelle, a déjà séduit de nombreuses entreprises du CAC40 et du FTSE.

VENDOR'S AVAILABLE SOLUTION(S)

| | |
|---|----------------------------|
| Solution(s) | Webrisk |
| Kind of solution according to the vendor | A completely standard tool |
| Composition of the solution | A single application |
| Dominant(s) | ERM and Insurance |

Club of users

No

Strengths according to the vendor Webrisk answers all the needs of Risk Managers.

Data hosting

In the vendor's IS, In the IS of a subcontractor of the vendor or in the IS of the client

In the last 12 months

Since the release of the solution

| Stated number of implementation projects | In France | n/r |
|--|-----------|-----|
|--|-----------|-----|

| | |
|-----------|-----|
| In France | n/r |
|-----------|-----|

| | |
|---------------|-----|
| Out of France | n/r |
|---------------|-----|

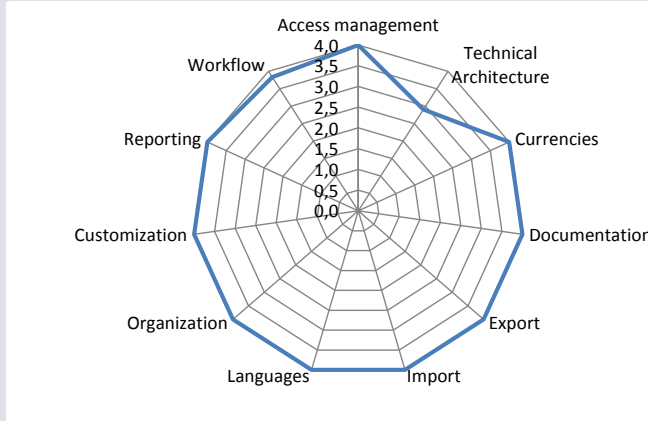
| | |
|---------------|-----|
| Out of France | n/r |
|---------------|-----|

| | |
|------------------------------------|--|
| Industries of implemented projects | Banking (11%), Insurance (3%), Industry and services (85%), Public sector (1%) |
|------------------------------------|--|

| | |
|--------------------------------------|-----------------|
| Average number of users per solution | From 101 to 200 |
|--------------------------------------|-----------------|

Coverage of functional areas*

Coverage of technical areas*



(*)The results transcribed on this form are consistent with responses provided by the vendor

eFront



eFront
2/4 Rue Louis DAVID
75116 Paris, France
ermcrm.efront.com

Birame FALL
Product Manager
+33 (0) 1 49 96 40 60 / +33 (0) 7 78 69 52 21
request@efront.com

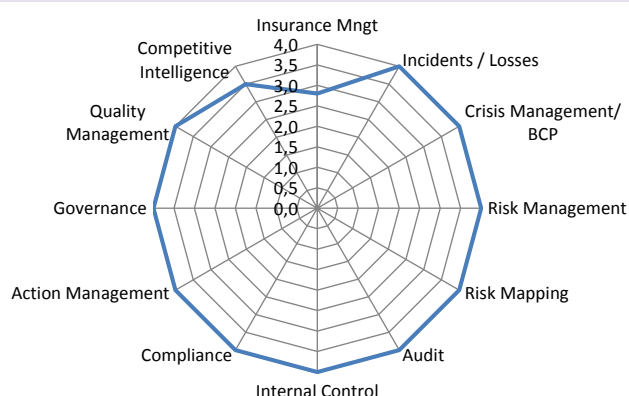
VENDOR COMPANY ID CARD

| | | |
|-----------------------|--|---|
| Founded in | 1999 | Vendor statement of its own particularities and differentiating factors A specialized vendor on some specific risk categories/A specialized vendor in RMIS /An unspecialized vendor /Solution de gestion globale des risques avec des déclinaisons métiers (pour l'assurance, pour la banque, pour l'industrie et les services) eFront is a dedicated software vendor for more than 10 years in Governance, Risk and Compliance. Key facts: - Global Enterprise risk management by industry : Insurance, Bank, ... - More than 100 customers - 30% annual growth for 5 years - Unique risk vendor with embeded native data multi axis analytics solution "In memory" |
| Global workforce | 500 | |
| RMIS workforce | 160 | |
| - RMIS implementation | 50 | |
| - RMIS consulting | 20 | |
| Area(s) of presence | France, Europe, Asia Pacific, North America, South America, Africa | |

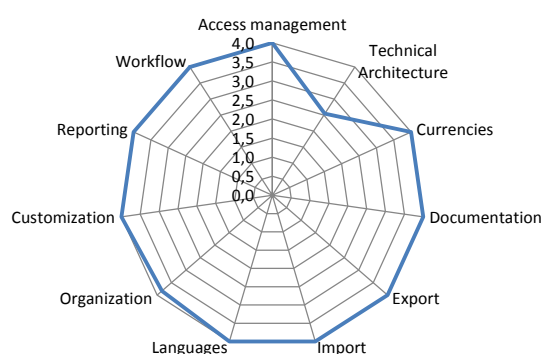
VENDOR'S AVAILABLE SOLUTION(S)

| | | | | |
|--|--|----|---|-----------------|
| Solution(s) | FrontGRC : Solution pour la Gouvernance, la Gestion des risques et la Conformité (gestion des risques, controle interne, audit interne, plan de continuité d'activité, qualité)FrontERM : Gestion Globale des risques (Incluant la GRC)(Approche Quantitative Simulation, Stress Test, et Qualitative) | | | |
| Kind of solution according to the vendor | A completely standard tool | | | |
| Composition of the solution | Several modules of the same application | | | |
| Dominant(s) | ERM | | | |
| Strengths according to the vendor | Enterprise Risk Managment with industry line : Solvency 2; Basel 2; SOX | | Club of users | |
| | | | Yes (5 meetings per year) Created in 2011 Managed by the vendor and the clients | |
| | | | Data hosting | |
| | | | In the vendor's IS, In the IS of a subcontractor of the vendor or in the IS of the client | |
| Stated number of implementation projects | In the last 12 months | | Since the release of the solution | |
| | In France | 30 | In France | 150 |
| | Out of France | 3 | Out of France | 20 |
| Industries of implemented projects | Banking (25%), Insurance (45%), Industry and services (20%), Public sector (10%) | | Average number of users per solution | From 201 to 500 |
| Coverage of functional areas* | Coverage of technical areas* | | | |

Coverage of functional areas*



Coverage of technical areas*



(*)The results transcribed on this form are consistent with responses provided by the vendor

Enablon



Enablon
2 Boulevard Georges Clemenceau
92400 Courbevoie, France
www.enablon.fr

François HAUGUEL
Product Manager
+33 (0)1 47 33 01 00
fhauguel@enablon.net

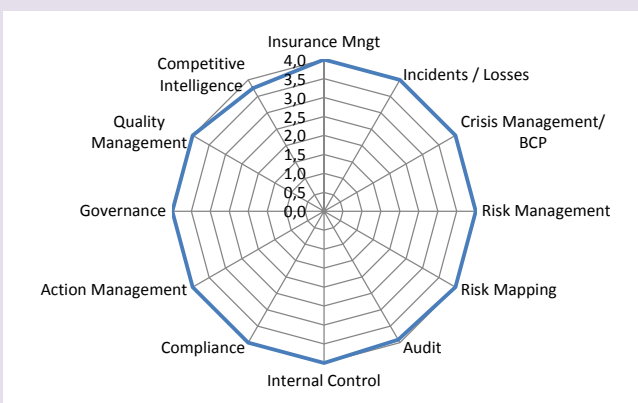
VENDOR COMPANY ID CARD

| | | |
|-----------------------|---|---|
| Founded in | 2000 | Vendor statement of its own particularities and differentiating factors A specialized vendor in RMIS /An unspecialized vendor |
| Global workforce | 365 | |
| RMIS workforce | n/r | |
| - RMIS implementation | n/r | |
| - RMIS consulting | n/r | |
| Area(s) of presence | France, Europe, Asia Pacific, North America | Enablon offers the industry's most comprehensive software platform with technology, content and services that help organizations manage risks, ensure compliance and continually improve performance. |

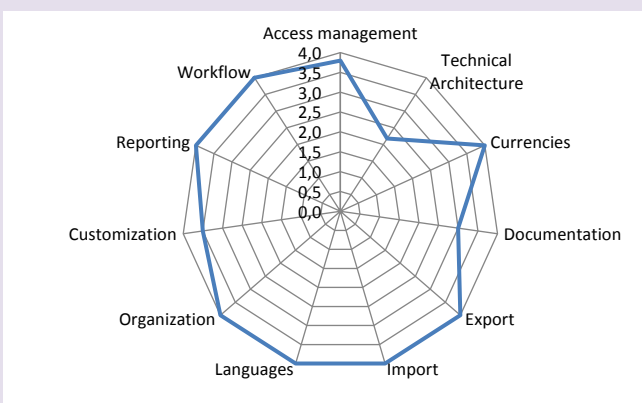
VENDOR'S AVAILABLE SOLUTION(S)

| | | | | |
|--|---|----|---|------------------|
| Solution(s) | Enablon Plateform 7 | | | |
| Kind of solution according to the vendor | Un outil standard, qui peut-être personnalisé pour des besoins clients spécifiques | | | |
| Composition of the solution | Une plateforme intégrée composée de plusieurs Applications et Modules | | | |
| Dominant(s) | ERM and Insurance | | | |
| Strengths according to the vendor | Completeness and Modularity of the platform to manage large and different needs. | | Club of users | |
| | | | Yes (2 meetings per year) Created in 2009 Managed by the vendor | |
| | | | Data hosting | |
| | | | In the vendor's IS, In the IS of a subcontractor of the vendor or in the IS of the client | |
| Stated number of implementation projects | In the last 12 months | | Since the release of the solution | |
| | In France | 20 | In France | 180 |
| | Out of France | 20 | Out of France | 150 |
| Industries of implemented projects | Banking (20%), Insurance (10%), Industry and services (55%), Public sector (5%), Others (10%) | | Average number of users per solution | From 501 to 1000 |

Coverage of functional areas*



Coverage of technical areas*



(*)The results transcribed on this form are consistent with responses provided by the vendor

Gras Savoye



Gras Savoye
33-34 quai de Dion Bouton
92800 Puteaux, France
www.grassavoye.com

Christelle NOCCA
Chargée d'affaires Système d'information en
gestion des risques
+33 (0)1 41 43 69 86/ +33 (0)6 32 63 72 16
christelle.nocca@grassavoye.com

VENDOR COMPANY ID CARD

| | | |
|-----------------------|--|---|
| Founded in | 1907 | Vendor statement of its own particularities and differentiating factors |
| Global workforce | 3800 | |
| RMIS workforce | 70 | |
| - RMIS implementation | 15 | |
| - RMIS consulting | 15 | Notre approche des risques et assurances est intégrée: elle comprend les aspects outils, conseil et courtage. Notre travail, en synergie avec nos clients sur le long terme, nous permet d'être novateur et de construire des stratégies d'optimisation adaptée au contexte et aux besoins de l'entreprise. |
| Area(s) of presence | France, Europe, Asia Pacific, North America, South America, Africa | |


VENDOR'S AVAILABLE SOLUTION(S)

| | | | | |
|--|---|----|---|-----------------|
| Solution(s) | Solution modulaire en partenariat: courtier (expertise assurance), transfert et ingénierie des risques et éditeur leader en risk management | | | |
| Kind of solution according to the vendor | A completely standard tool | | | |
| Composition of the solution | Several modules of the same application | | | |
| Dominant(s) | ERM and Insurance | | | |
| Strengths according to the vendor | Expertise métier risk et assurance modulaire | | Club of users | |
| | | | Yes (4 meetings per year) Created in 2011 Managed by the vendor and the clients | |
| | | | Data hosting | |
| | | | In the vendor's IS, In the IS of a subcontractor of the vendor or in the IS of the client | |
| Stated number of implementation projects | In the last 12 months | | Since the release of the solution | |
| | In France | 6 | In France | 26 |
| | Out of France | 17 | Out of France | 50 |
| Industries of implemented projects | Banking (20%), Insurance (5%), Industry and services (65%). Public sector (10%) | | Average number of users per solution | From 201 to 500 |

Coverage of functional areas*



Coverage of technical areas*



(*)The results transcribed on this form are consistent with responses provided by the vendor

IBM



IBM
17 avenue de l'Europe
92275 Bois-Colombes Cedex, France
www.ibm.com/fr

Matthieu GOISSEN
Presales Leader Business Analytics - OpenPages
+33 (0)1 58 75 37 76
matthieu.goissen@fr.ibm.com


VENDOR COMPANY ID CARD

| | | |
|-----------------------|--|--|
| Founded in | n/r | Vendor statement of its own particularities and differentiating factors |
| Global workforce | n/r | A specialized vendor on some specific risk categories/A specialized vendor in RMIS /An unspecialized vendor |
| RMIS workforce | n/r | |
| - RMIS implementation | n/r | |
| - RMIS consulting | n/r | |
| Area(s) of presence | France, Europe, Asia Pacific, North America, South America, Africa | Solution complète, modulaire, intégrée, résiliente, utilisée avec succès par des centaines de groupes nationaux et internationaux. |


VENDOR'S AVAILABLE SOLUTION(S)

| | |
|--|--|
| Solution(s) | OpenPages V7.02 |
| Kind of solution according to the vendor | A toolbox to be customized |
| Composition of the solution | Several modules of the same application |
| Dominant(s) | ERM |
| Strengths according to the vendor | Une boîte à outils complètement paramétrable avec de nombreux assets métiers disponibles out of the box |
| | Club of users Yes (1 meeting per year) Created in 2004 Managed by the vendor Data hosting In the vendor's IS or in the IS of the client |
| | In the last 12 months In France 1 Out of France 80 Industries of implemented projects Banking (35%), Insurance (25%), Industry and services (20%), Public sector (20%) |
| | Since the release of the solution In France 10 Out of France 800 Average number of users per solution From 501 to 1000 |

Coverage of functional areas*



Coverage of technical areas*



(*)The results transcribed on this form are consistent with responses provided by the vendor

Ideagen



Ideagen
Gate House
Fretherne Road
Welwyn Garden City, Royaume-Uni
www.ideagenplc.com

Ken EBBAGE
Managing Director - GRC
+44 (0) 1629 699100
ken.ebbage@ideagenplc.com

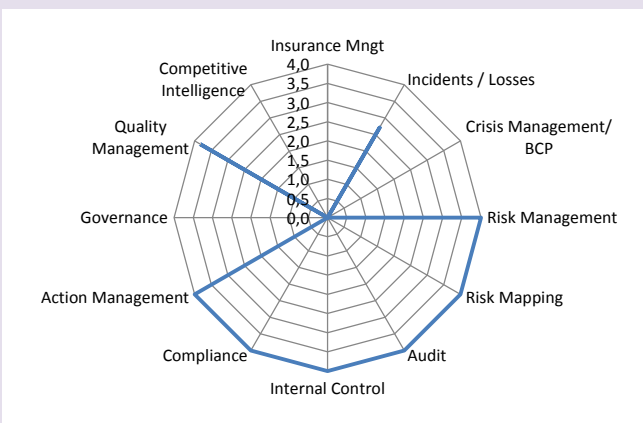
VENDOR COMPANY ID CARD

| | | |
|-----------------------|---|---|
| Founded in | 1992 | Vendor statement of its own particularities and differentiating factors |
| Global workforce | 150 | A specialized vendor in RMIS : Ideagen specialises in supplying software for risk, audit and policy management Ideagen acquired Pentana in 2013. Ideagen provides software to manage operational risk reviews and audits. It also provides comprehensive quality and policy management software. Actions arising from different GRC departments are tracked through a central action repository. Pentana is a SmartClient application that combines the rich interface of a desktop application with the ease of global deployment of a web browser based system |
| RMIS workforce | 60 | |
| - RMIS implementation | 14 | |
| - RMIS consulting | 8 | |
| Area(s) of presence | Europe, Asia Pacific, North America, South America, Africa | |

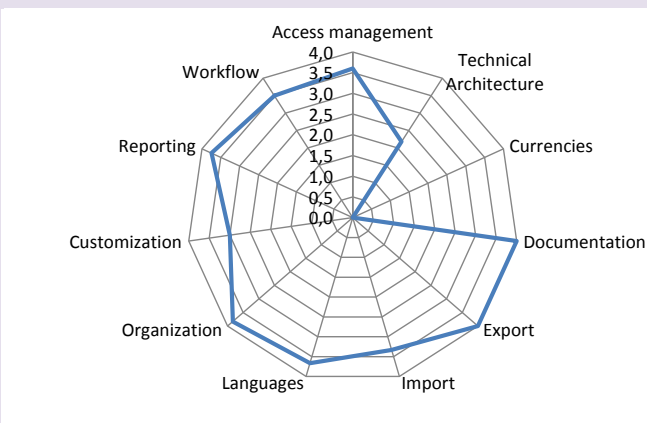
VENDOR'S AVAILABLE SOLUTION(S)

| | | | | |
|--|---|----|---|----------------|
| Solution(s) | Pentana - for risk and audit management | | | |
| Kind of solution according to the vendor | A toolbox to be customized | | | |
| Composition of the solution | Several modules of the same application | | | |
| Dominant(s) | ERM | | | |
| Strengths according to the vendor | Although the software is a packaged solution as standard, it can also be customised for larger clients to meet their specific requirements, without altering the source code. | | Club of users | |
| | | | Yes (4 meetings per year) Created in 2002 Managed by the vendor | |
| | | | Data hosting | |
| | | | In the vendor's IS, In the IS of a subcontractor of the vendor or in the IS of the client | |
| Stated number of implementation projects | In the last 12 months | | Since the release of the solution | |
| | In France | 2 | In France | 7 |
| | Out of France | 30 | Out of France | 400 |
| Industries of implemented projects | Banking (15%), Insurance (3%), Industry and services (67%), Public sector (10%), Others (5%) | | Average number of users per solution | From 51 to 100 |

Coverage of functional areas*



Coverage of technical areas*



(*)The results transcribed on this form are consistent with responses provided by the vendor

Ivalua



Ivalua
69 rue de Paris
91400 Orsay, France
www.indicia-solution.com

Thierry SALAUN
Directeur de l'activité Indicia
+33 (0)1 64 86 20 34
tsa@ivalua.com


VENDOR COMPANY ID CARD

| | | |
|-----------------------|-------------------------------|---|
| Founded in | 2000 | Vendor statement of its own particularities and differentiating factors An unspecialized vendor : Indicia intervient sur tous les systèmes de reporting extra-financier dans les organisations étendues Solution complète permettant de collecter des informations quantitatives et qualitatives pour tous les métiers de l'entreprise. Indicia gère l'ensemble de la chaîne de reporting extra-financier avec un puissant outil de collecte de données, de consolidation, d'analyse et de pilotage. Grâce à ses fonctions avancées de contrôle et de traçabilité des données, Indicia garantit la qualité et la fiabilité des informations collectées. Indicia est utilisé quotidiennement en 15 langues par plusieurs milliers d'utilisateurs répartis dans 50 pays. Adopté par les plus grands groupes internationaux et fort de plus d'une centaine de projets mis en place avec succès, Indicia est devenu l'outil de référence des grands comptes pour leur reporting extra-financier : Développement Durable, Reporting social, Contrôle Interne, Cartographies des risques, Reporting des incidents de sécurité... |
| Global workforce | 150 | |
| RMIS workforce | 25 | |
| - RMIS implementation | 8 | |
| - RMIS consulting | 2 | |
| Area(s) of presence | France, Europe, North America | |

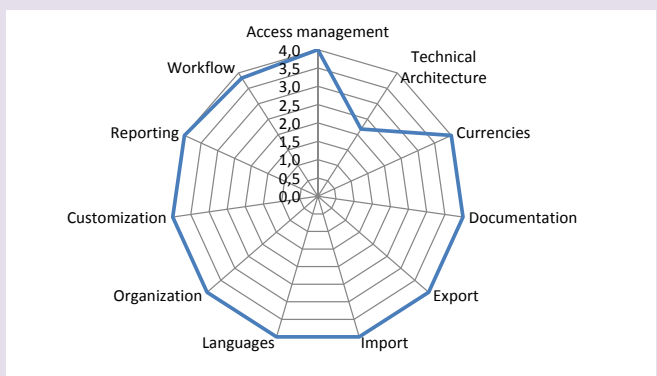
VENDOR'S AVAILABLE SOLUTION(S)

| | | | | |
|--|--|---|--|-----------------|
| Solution(s) | Indicia | | | |
| Kind of solution according to the vendor | A completely standard tool | | | |
| Composition of the solution | Notre solution permet de modéliser plusieurs applications métiers avec une solution Indicia | | | |
| Dominant(s) | Tous les reporting extra-financiers dont la cartographie des risques mais aussi le contrôle interne ou l'audit | | | |
| Strengths according to the vendor | Indicia se démarque en offrant une « solution unique » capable de servir chacune des directions métiers de l'entreprise par un outil de paramétrage avancé. Notre outil peut ainsi s'adapter au contextes et aux contraintes de chaque entreprise sans imposer son propre modèle de pilotage | | Club of users | |
| | | | Yes (1 meeting per year) Created in 2010 Managed by the vendor | |
| | | | Data hosting | |
| | | | In the IS of a subcontractor of the vendor | |
| Stated number of implementation projects | In the last 12 months | | Since the release of the solution | |
| | In France | 3 | In France | 20 |
| | Out of France | 2 | Out of France | 5 |
| Industries of implemented projects | Banking (20%), Insurance (15%), Industry and services (50%). Public sector (15%) | | Average number of users per solution | From 201 to 500 |

Coverage of functional areas*



Coverage of technical areas*



(*)The results transcribed on this form are consistent with responses provided by the vendor

Keyword



Keyword

90 Allée Sacha Guitry
ZAC de Tournézy
34070 Montpellier, France
www.keyword.fr

Daniel DELPUECH

Gérant
+33 (0)4 67 07 72 00 / +33 (0)6 15 77 44 61
daniel.delpuech@keyword.fr

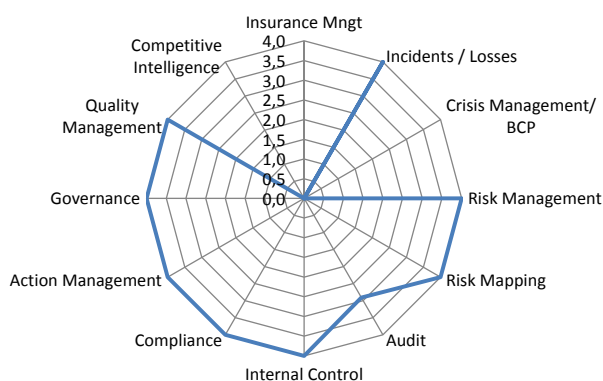
VENDOR COMPANY ID CARD

| | | |
|-----------------------|--------|---|
| Founded in | 1985 | Vendor statement of its own particularities and differentiating factors |
| Global workforce | 20 | A specialized vendor on some specific risk categories: risques opérationnels, risques de fraude Bespoke or Ready-to-use GRC and EFM solutions - Agile customization by non IT staff - Integration of IBM Software Products for BI, Datamining, Rule Management - Open IT Architecture – High Availability and Performances – Mass Volumes of Data – On Premises, Outsourcing, SaaS Modes – Change Management and Guarantee of Upgrading. |
| RMIS workforce | 10 | |
| - RMIS implementation | 5 | |
| - RMIS consulting | 5 | |
| Area(s) of presence | France | |

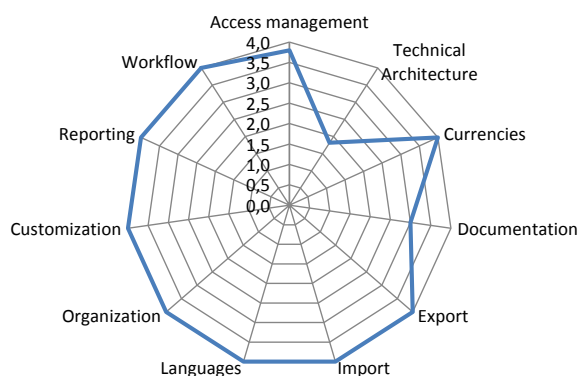
VENDOR'S AVAILABLE SOLUTION(S)

| | | | | |
|--|--|---|--|------------------|
| Solution(s) | ISIMAN GRC : solution GRC pour les entreprises soumise à des réglementationsISIMAN EFM : solution transverse de lutte contre les fraudes | | | |
| Kind of solution according to the vendor | Une plate-forme full Web identique pour tous les clients et un Studio de paramétrage fonctionnel pour créer les composants métiers de GRC et d'EFM | | | |
| Composition of the solution | Une plate-forme full Web identique pour tous les clients - des composants paramétrés propres à chaque client | | | |
| Dominant(s) | GRC et EFM (Gestion des risques et Lutte anti-fraude) | | | |
| Strengths according to the vendor | Studio de paramétrage fonctionnel de la solution client | | Club of users | |
| | | | Yes (1 meeting per year) Created in 2005 Managed by the vendor and the clients | |
| | | | Data hosting | |
| | | | In the vendor's IS or in the IS of a subcontractor of the vendor | |
| Stated number of implementation projects | In the last 12 months | | Since the release of the solution | |
| | In France | 4 | In France | 25 |
| | Out of France | 5 | Out of France | 7 |
| Industries of implemented projects | Banking (30%), Insurance (10%), Industry and services (30%), Public sector (30%) | | Average number of users per solution | From 501 to 1000 |

Coverage of functional areas*



Coverage of technical areas*



(*)The results transcribed on this form are consistent with responses provided by the vendor

LegalSuite (new respondent)



LegalSuite
65 Rue Jean Jacques Rousseau
92150 Suresnes, France
www.legal-suite.fr

Lionel SCHWIRTZ
Directeur Général Adjoint Opérations
+33 (0)1 41 38 75 75
lschwirtz@legal-suite.com


VENDOR COMPANY ID CARD

| | | |
|-----------------------|-------------------------------|--|
| Founded in | 2000 | Vendor statement of its own particularities and differentiating factors A specialized vendor on some specific risk categories(Assurances Contentieux Risques Juridiques Risques financiers) / A specialized vendor in RMIS Legal Suite offers a choice of legal management modules, available separately or as a set, that integrate seamlessly in a corporate environment (Contracts, Advice and Counsel, Litigation, E-Billing, Corporate Entities, Power of Attorney, Intellectual Property, Real Estate, Insurance...). Legal Suite also offers supporting tools, which complement the modules for a comprehensive legal management process: Contracts Generation, Document Management, Interactive Directory, Time Manager, Budget, KPIs. Legal Suite solutions are available in multiple languages and with customizable content. |
| Global workforce | 74 | |
| RMIS workforce | 65 | |
| - RMIS implementation | 31 | |
| - RMIS consulting | 12 | |
| Area(s) of presence | France, Europe, North America | |


VENDOR'S AVAILABLE SOLUTION(S)

| | | |
|--|--|---|
| Solution(s) | Le module Contrats automatise et sécurise l'activité de l'entreprise à tous les stades de la vie des contrats. Le module Conseil permet aux juristes de gérer leur activité de conseil et de conserver l'historique des consultations. Le module Contentieux assure la gestion active et efficace des litiges et des contentieux de toute nature. Le module Sociétés offre une maîtrise et un suivi détaillé des filiales et participations de votre organisation. Le module Délégation de pouvoirs et de signatures cartographie en temps réel les pouvoirs par nature, par acteur, par entité juridique ou opérationnelle. Le module Données personnelles permet de gérer l'ensemble des traitements et déclarations de fichiers de données à caractère personnel. Le module Propriété intellectuelle assure la gestion précise du patrimoine industriel et intellectuel de toute organisation. Le module Baux-Immobilier garantit une vision complète du patrimoine foncier ou locatif de toute organisation. Le module Assurances procure une vision exhaustive de l'ensemble des polices souscrites par toute entreprise. Le module E-Billing de facturation électronique instaure un processus de traçabilité de la facturation des conseils externes, depuis l'émission de la facture jusqu'à son règlement | |
| Kind of solution according to the vendor | Un outil standard, qui peut-être personnalisé pour des besoins clients spécifiques | |
| Composition of the solution | Several modules of the same application | |
| Dominant(s) | ERM and Insurance | |
| Strengths according to the vendor | An adaptable and scalable legal software. | Club of users Oui Created in 2000 Managed by the vendor Data hosting In the IS of a subcontractor of the vendor or in the IS of the client |
| Stated number of implementation projects | In the last 12 months | |
| | In France | 40 |
| Industries of implemented projects | Out of France | 20 |
| | Banking (20%), Insurance (10%), Industry and services (35%), Public sector (25%), Others (10%) | |
| Coverage of functional areas* | Since the release of the solution | |
| | In France | 650 |
| Coverage of technical areas* | Out of France | 200 |
| | Average number of users per solution | |
| | From 6 to 50 | |

Coverage of functional areas*



Coverage of technical areas*



(*)The results transcribed on this form are consistent with responses provided by the vendor

LexisNexis



LexisNexis
141 rue de Javel
75015 Paris, France
www.lexisnexus.fr

Anna KEVORKIAN
Responsable éditoriale du pôle Compliance
+33 (0)1 45 58 93 81
anna.kevorkian@hotmail.com

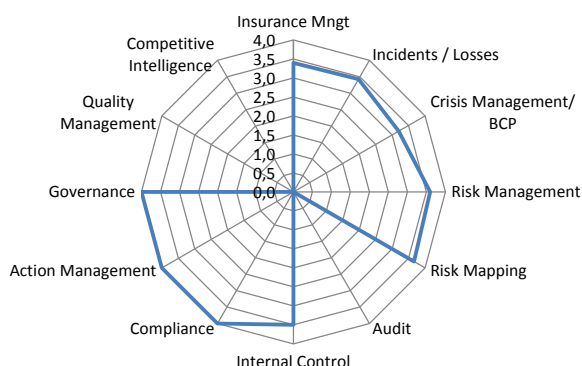
VENDOR COMPANY ID CARD

| | | |
|-----------------------|--|--|
| Founded in | 1940 | Vendor statement of its own particularities and differentiating factors A specialized vendor on some specific risk categories (LexisNexis France propose des solutions uniques aux entreprises pour gérer leurs risques juridiques au sein de leur activité) / An unspecialized vendor Publisher of legal contents and online solutions, softwares destined to each legal business (lawyers, notaries, etc.). |
| Global workforce | 35000 | |
| RMIS workforce | 3000 | |
| - RMIS implementation | n/r | |
| - RMIS consulting | n/r | |
| Area(s) of presence | France, Europe, Asia Pacific, North America, South America, Africa | |

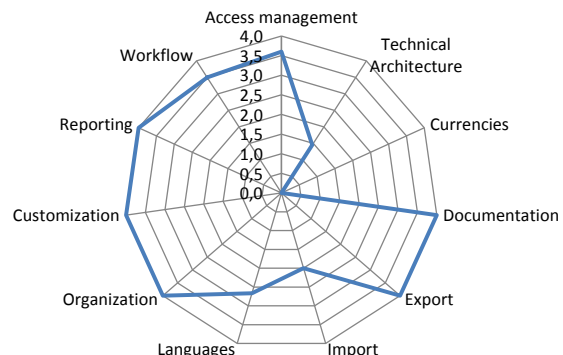
VENDOR'S AVAILABLE SOLUTION(S)

| | | |
|--|---|---|
| Solution(s) | LexisNexis Compliance Assurance | |
| Kind of solution according to the vendor | A toolbox to be customized | |
| Composition of the solution | A single application | |
| Dominant(s) | ERM and Insurance | |
| Strengths according to the vendor | exhaustiveness of our contents. | Club of users Yes (2 meetings per year) Created in 2010 Managed by the vendor and the clients |
| | | Data hosting In the vendor's IS |
| | | |
| Stated number of implementation projects | In the last 12 months | |
| | In France | 10 |
| | Out of France | 0 |
| | Since the release of the solution | |
| Industries of implemented projects | In France | 100 |
| | Out of France | 0 |
| | Average number of users per solution | |
| | From 6 to 50 | |
| Industries of implemented projects | | Banking (10%), Insurance (90%) |

Coverage of functional areas*



Coverage of technical areas*



(*)The results transcribed on this form are consistent with responses provided by the vendor

LogicManager



LogicManager
5-11 Drydock Avenue
Suite 2080
2210 Boston, MA, Etats-Unis
www.logicmanager.com

Eric BIRD
Business Development Analyst
+1 (617) 530-1219
eric.bird@logicmanager.com

VENDOR COMPANY ID CARD

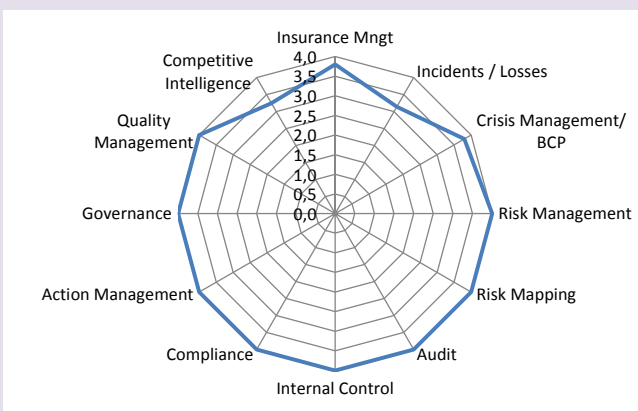
| | | |
|-----------------------|--|---|
| Founded in | 2005 | Vendor statement of its own particularities and differentiating factors |
| Global workforce | 50 | A specialized vendor on some specific risk categories/A specialized vendor in RMIS /Enterprise Risk Management Taking a risk based approach to the following: Regulatory Compliance Vendor Management IT Security and Management Audit Management |
| RMIS workforce | 20 | |
| - RMIS implementation | 0 | |
| - RMIS consulting | 10 | |
| Area(s) of presence | Europe, Asia Pacific, North America, South America | |

LogicManager's ERM software and mentoring helps you accomplish all your risk management and compliance activities while simultaneously managing the connections between risks, activities and the goals they impact. Manage tomorrow's surprises today, at a fraction of the cost, with industry-leading software and support.

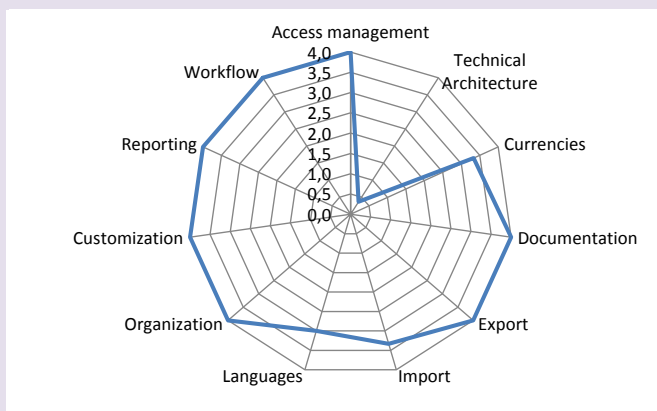
VENDOR'S AVAILABLE SOLUTION(S)

| | | | | |
|--|---|----|--|--------------|
| Solution(s) | LogicManager | | | |
| Kind of solution according to the vendor | Un environnement de développement | | | |
| Composition of the solution | A single application | | | |
| Dominant(s) | ERM and Insurance | | | |
| Strengths according to the vendor | Our ERM software and mentoring help you accomplish your risk management and compliance activities while simultaneously managing the connections between risks, activities and the goals they impact | | Club of users | |
| | | | Yes (1 meeting per year) Created in 2013 Managed by the vendor | |
| | | | Data hosting | |
| | In the IS of a subcontractor of the vendor | | | |
| Stated number of implementation projects | In the last 12 months | | Since the release of the solution | |
| | In France | 0 | In France | 0 |
| | Out of France | 15 | Out of France | 55 |
| Industries of implemented projects | Banking (35%), Insurance (20%), Industry and services (15%), Public sector (10%), Others (20%) | | Average number of users per solution | From 6 to 50 |

Coverage of functional areas*



Coverage of technical areas*



(*)The results transcribed on this form are consistent with responses provided by the vendor

MAAT



M.A.A.T.
Management Audit Assistance Technologie

MAAT

19 bis rue du Couvent
91730 Chamarande, France
www.maat-ingenierie.fr

JoséBELDA

Directeur des opérations
+33 (0)1 60 82 07 89 / +33 (0)6 24 36 72 80
jose.belda@maat-ingenierie.fr

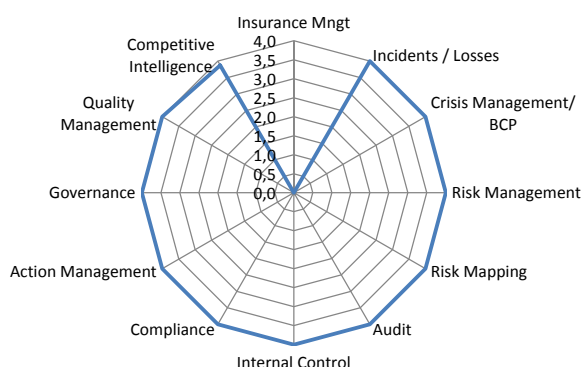
VENDOR COMPANY ID CARD

| | | |
|-----------------------|--------|--|
| Founded in | 2006 | Vendor statement of its own particularities and differentiating factors A specialized vendor in RMIS / An unspecialized vendor Universal and general practitioner system, personnalisable for any reference frame and any typology of risks, whose each functional module is operable separately or combined with others in an integrated unit, evolutionary and extensible instantaneously, multilingual, adaptable to all kinds of organizations, deployment multimode, operational in one week, easy to use. |
| Global workforce | 3 | |
| RMIS workforce | 3 | |
| - RMIS implementation | 2 | |
| - RMIS consulting | 1 | |
| Area(s) of presence | France | |

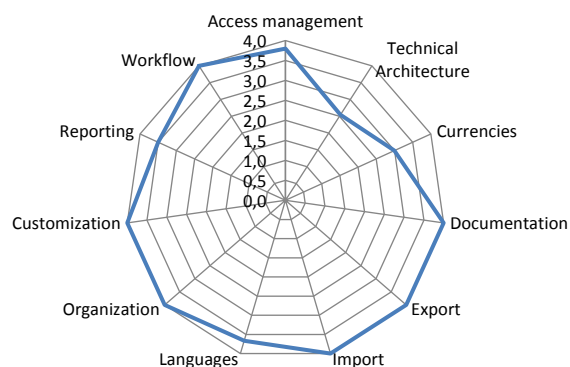
VENDOR'S AVAILABLE SOLUTION(S)

| | | | | |
|---|---|---|--|--------------|
| Solution(s) | MaatPilot™ | | | |
| Kind of solution according to the vendor | A toolbox to be customized | | | |
| Composition of the solution | Several modules of the same application | | | |
| Dominant(s) | ERM | | | |
| Strengths according to the vendor | Adaptable to all the contexts. | | Club of users | |
| | | | No | |
| | | | Data hosting | |
| | | | In the IS of a subcontractor of the vendor or in the IS of the client, | |
| Stated number of implementation projects | In the last 12 months | | Since the release of the solution | |
| | In France | 5 | In France | 8 |
| | Out of France | 0 | Out of France | 0 |
| | Industries of implemented projects | | Average number of users per solution | From 6 to 50 |
| Banking (5%), Insurance (5%), Industry and services (70%), Public sector (15%), Others (5%) | | | | |
| Coverage of functional areas* | Coverage of technical areas* | | | |

Coverage of functional areas*



Coverage of technical areas*



(*)The results transcribed on this form are consistent with responses provided by the vendor

Marsh France



Marsh France
Tour Ariane La Défense 9
92088Puteaux, France
www.marsh.fr

Nabil HOMSI
Practice leader
+33 (0)1 46 39 76 04 / +33 (0)6 71 63 62 39
nabil.homsi@marsh.com


VENDOR COMPANY ID CARD

| | | |
|-----------------------|--|---|
| Founded in | n/r | Vendor statement of its own particularities and differentiating factors |
| Global workforce | 750 | |
| RMIS workforce | 8 | |
| - RMIS implementation | 4 | |
| - RMIS consulting | 4 | |
| Area(s) of presence | France, Europe, Asia Pacific, North America, South America, Africa | Marsh is the world leader in risk consulting and insurance brokerage. Our MARIS solution was conceived by our risk specialists and encompasses our methodology and our experience to best meet our clients needs. It is a web based solution hosted and maintained by our internal IT services and meeting the highest requirements in terms of security and confidentiality. |

VENDOR'S AVAILABLE SOLUTION(S)

| | | | | |
|--|---|---|--------------------------------------|----------------|
| Solution(s) | MARIS : Monitoring &Analysis Risk Information System | | | |
| Kind of solution according to the vendor | Un outil standard permettant un paramétrage client et utilisateur important. | | | |
| Composition of the solution | Several modules of the same application | | | |
| Dominant(s) | ERM | | | |
| Strengths according to the vendor | A solution built by risk specialists as the IT support of our risk consulting methodology | | Club of users | |
| | | | No | |
| | | | Data hosting | |
| | | | In the vendor's IS | |
| Stated number of implementation projects | In the last 12 months | | Since the release of the solution | |
| | In France | 3 | In France | 10 |
| | Out of France | 0 | Out of France | 0 |
| | Industries of implemented projects | | Average number of users per solution | From 51 to 100 |
| | Banking (10%), Industry and services (80%), Public sector (10%) | | | |

Coverage of functional areas*



Coverage of technical areas*



(*)The results transcribed on this form are consistent with responses provided by the vendor

Mega International



Mega International
9 avenue René Coty
75014 Paris, France
www.mega.com

Jean-Marie ZIRANO
Vice President, Product Strategy
+33 (0)1 42 75 41 10 / +33 (0)6 08 18 88 38
jmzirano@mega.com

VENDOR COMPANY ID CARD

| | | |
|-----------------------|--|---|
| Founded in | 1992 | Vendor statement of its own particularities and differentiating factors A specialized vendor on some specific risk categories (risques opérationnels -« ORM »- pour les organisations financières, les risques d'entreprise en général -« ERM »- hors marché des banques et assurances) MEGA is the first software vendor offering the enterprise operational governance control to the actors of the enterprise transformation. MEGA includes, in a single software solution, the enterprise architecture and governance, risk and compliance practices. The key actors of a company, Direction Comitee, IT Manager, Risk Manager, Audit manager, and their teams can find in a web and collaborative repository, a combination of maps, impact analysis, planning and scenario tools, roadmaps, actions plans, reports and dashboards targeted for each of their roles. By combining architecture and management, the solution provides a support for short, mid and long term transformation and innovation decisions, while bordering risks and optimizing costs. |
| Global workforce | 300 | |
| RMIS workforce | 180 | |
| - RMIS implementation | 92 | |
| - RMIS consulting | 43 | |
| Area(s) of presence | France, Europe, Asia Pacific, North America, South America, Africa | |

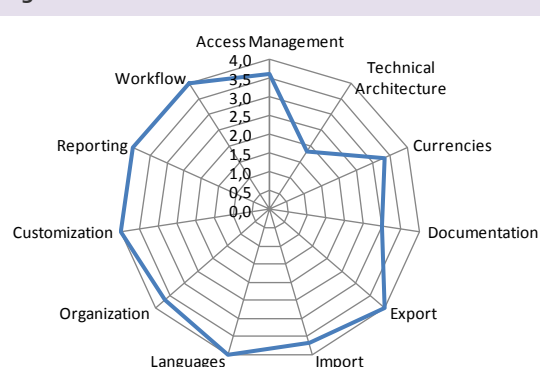
VENDOR'S AVAILABLE SOLUTION(S)

| | | | | |
|--|--|----|---|----------------|
| Solution(s) | Gestion des risques d'entreprise : cartographiez, évaluez, et mettez sous contrôles vos risques pour améliorer la qualité et l'efficacité de vos processus de gestion des risques. Gestion des risques opérationnels : Collectez les incidents, évaluez les risques et suivez les plans d'action afin d'assurer la conformité aux réglementations (Bâle III & Solvabilité II), améliorez la qualité et l'efficacité de votre processus de gestion des risques opérationnels et automatisez la consolidation et la communication du niveau de risque de l'entreprise. Gestion du contrôle interne, gestion de la conformité réglementaire, gestion de l'audit interne | | | |
| Kind of solution according to the vendor | Une solution standard combinée à du paramétrage embarqué et de la personnalisation grâce au "studio" | | | |
| Composition of the solution | Several modules of the same application | | | |
| Dominant(s) | ERM | | | |
| Strengths according to the vendor | MEGA's solutions combine architecture and management in order to support: - Everyday activities that are followed by the related users (risk management, compliance, ...) - Transformation and long term planning activities (architecture of an offer, strategic enrichment, execution and alignment, ...) | | Club of users | |
| | | | Yes (1 meeting per year) Created in 2010 Managed by an online community | |
| | | | Data hosting | |
| | | | In the IS of a subcontractor of the vendor or in the IS of the client | |
| Stated number of implementation projects | In the last 12 months | | Since the release of the solution | |
| | In France | 11 | In France | 78 |
| | Out of France | 15 | Out of France | 69 |
| Industries of implemented projects | Banking (44%), Insurance (14%), Industry and services (34%), Public sector (6%), Others (2%) | | Average number of users per solution | More than 1000 |
| Coverage of functional areas* | | | Coverage of technical areas* | |

Coverage of functional areas*



Coverage of technical areas*



(*)The results transcribed on this form are consistent with responses provided by the vendor

MetricStream

MetricStream

MetricStream
124 rue de Verdun
92800 Puteaux, France
www.metricstream.com

Cédric MERAHI
Head of French office
+33 (0)1 80 04 85 57/ 00 33 (0)663929373
cedric.merahi@metricstream.com

VENDOR COMPANY ID CARD

| | | |
|-----------------------|---|--|
| Founded in | 1999 | Vendor statement of its own particularities and differentiating factors A specialized vendor on some specific risk categories/A specialized vendor in RMIS MetricStream's Enterprise Risk Management solution helps manage risk management activities in a systematic, integrated manner - from documenting, assessing risks, to defining & managing controls, performing assessments, identifying issues, implementing remediation plans. Key points: • Architected for Convergence across Risk Function • Flexible, Extensible Data Model • Powerful analytics, reporting |
| Global workforce | 1600 | |
| RMIS workforce | 150 | |
| - RMIS implementation | 40 | |
| - RMIS consulting | 650 | |
| Area(s) of presence | France, Europe, Asia Pacific, North America, Africa | |

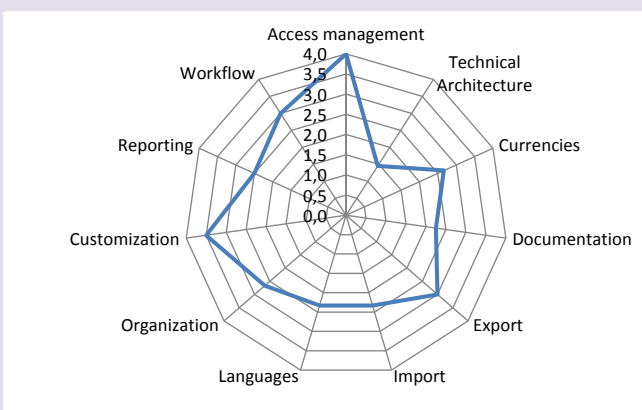
VENDOR'S AVAILABLE SOLUTION(S)

| | | |
|--|--|---|
| Solution(s) | MetricStream Enterprise Risk Management | |
| Kind of solution according to the vendor | A completely standard tool | |
| Composition of the solution | One platform with many solution available | |
| Dominant(s) | ERM and Insurance | |
| Strengths according to the vendor | <p>Risk intelligence that allows management teams to make sound and informed decisions. The solution provides quick and real-time access to information on risk management across the enterprise. Statistical and trend analysis capabilities enable users to consistently keep a tab on the progress of risk management programs, learn lessons, detect changes, and identify emerging risks.</p> | |
| | <p>Club of users</p> <p>Yes (15 meetings per year) Created in 2012 Managed by the vendor</p> <p>Data hosting</p> <p>In the vendor's IS</p> | |
| Stated number of implementation projects | In the last 12 months | Since the release of the solution |
| | <p>In France 4</p> <p>Out of France 40</p> | <p>In France 8</p> <p>Out of France 200</p> |
| Industries of implemented projects | Banking (22%), Insurance (8%), Industry and services (19%), Public sector (6%), Others (45%) | <p>Average number of users per solution From 501 to 1000</p> |

Coverage of functional areas*



Coverage of technical areas*



(*)The results transcribed on this form are consistent with responses provided by the vendor

Modulo



Modulo
41 Perimeter Center East
Suite 610
30346 Atlanta, Etats-Unis
www.modulo.com

Portia MILLS
Director of Marketing, International
+1 (973) 744 1617/ +1 (301) 814 4100
portia.mills@modulo.com

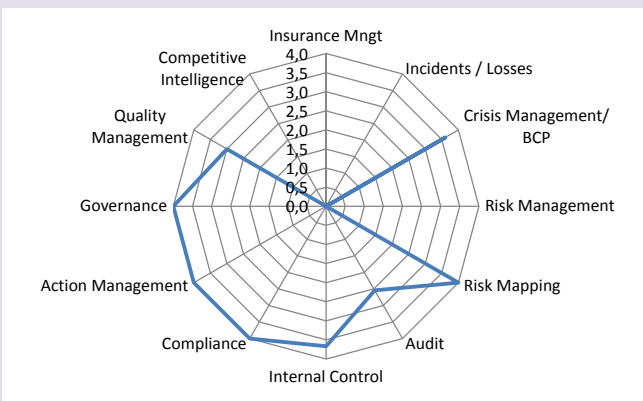
VENDOR COMPANY ID CARD

| | | |
|-----------------------|--|---|
| Founded in | 1984 | Vendor statement of its own particularities and differentiating factors |
| Global workforce | 550 | A specialized vendor on some specific risk categories (vendor risk management, vulnerability risk management, IT risk management security risk management enterprise risk management) / A specialized vendor in RMIS |
| RMIS workforce | 150 | |
| - RMIS implementation | 50 | |
| - RMIS consulting | 100 | |
| Area(s) of presence | France, Europe, Asia Pacific, North America, South America, Africa | Modulo is the leading global provider of GRC for the CISO/CSO and for Smart Government solutions. Over 1,000 customers globally leverage Modulo to monitor IT risk through automated workflow; report compliance against industry regulations, standards, and policies; prioritize operational risk through analytics and consistent business metrics; secure cloud environments; identify and remediate the most critical vulnerabilities; and much more. Modulo is the first company in the world to obtain ISO 27001 certification – the international standard for the governance of information security management systems – which guides Modulo's product development and proven risk reduction life-cycle methodology. Modulo continues to actively lead the creation and definition of International Standards in the GRC space. |

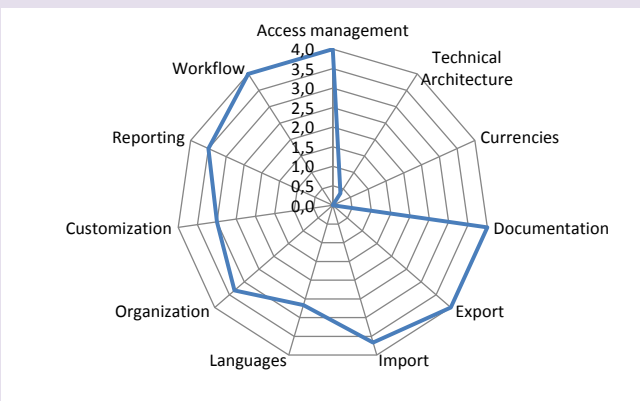
VENDOR'S AVAILABLE SOLUTION(S)

| | | |
|--|---|---|
| Solution(s) | Modulo Risk Manager(TM) | |
| Kind of solution according to the vendor | A completely standard tool | |
| Composition of the solution | Several modules of the same application | |
| Dominant(s) | ERM | |
| Strengths according to the vendor | Modulo Risk Manager™ (our Commercial GRC software) provides a base platform that facilitates most GRC automation needs without the need to add on additional modules. | Club of users Yes (4 meetings per year) Created in 2009 Managed by the vendor and the clients Data hosting In the IS of a subcontractor of the vendor or in the IS of the client |
| Stated number of implementation projects | In the last 12 months | Since the release of the solution |
| | In France 0 Out of France 0 | In France 0 Out of France 0 |
| Industries of implemented projects | Banking (10%), Insurance (10%), Industry and services (20%), Public sector (50%), Others (10%) | Average number of users per solution From 6 to 50 |

Coverage of functional areas*



Coverage of technical areas*



(*)The results transcribed on this form are consistent with responses provided by the vendor

Nasdaq Bwise



Nasdaq Bwise
10 boulevard Haussmann
75009 Paris, France
www.bwise-grc.fr/bwise-fr/

Stéphane DORCHIN
Directeur France et Europe du Sud
+33 (0)1 85 34 13 00
stephane.dorchin@nasdaq.com

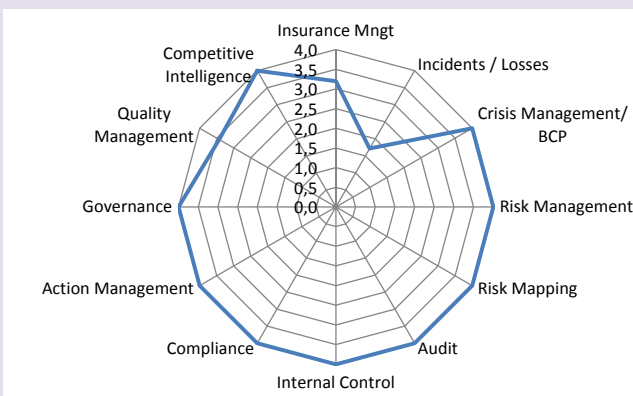
VENDOR COMPANY ID CARD

| | | |
|-----------------------|--|---|
| Founded in | 1994 | Vendor statement of its own particularities and differentiating factors A specialized vendor in RMIS /An unspecialized vendor / ERMORMVendor RMNon compliance riskFraud and Anti-Bribery Management Bwise, a Nasdaq company, is a global leader in Enterprise Governance, Risk Management and Compliance software, with a strong heritage in business process management. |
| Global workforce | 166 | |
| RMIS workforce | 166 | |
| - RMIS implementation | n/r | |
| - RMIS consulting | n/r | |
| Area(s) of presence | France, Europe, Asia Pacific, North America, South America, Africa | |

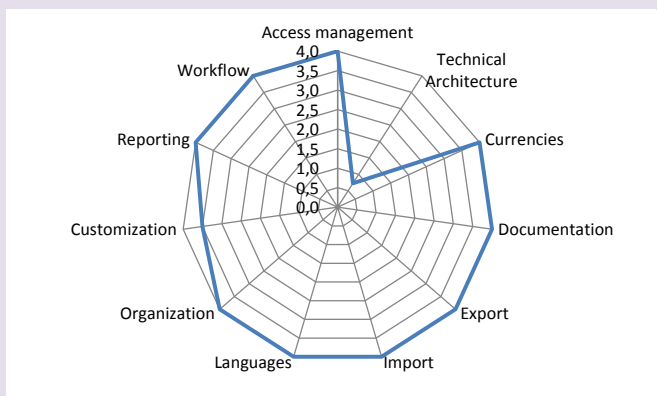
VENDOR'S AVAILABLE SOLUTION(S)

| | | | | |
|--|---|-----|--|----------------|
| Solution(s) | B Wise GRC | | | |
| Kind of solution according to the vendor | A completely standard tool | | | |
| Composition of the solution | A single application | | | |
| Dominant(s) | ERM | | | |
| Strengths according to the vendor | Reporting intégr  | | Club of users | |
| | | | Yes (4 meetings per year) Created in 2008 Managed by the clients | |
| | | | Data hosting | |
| | | | In the IS of a subcontractor of the vendor | |
| Stated number of implementation projects | In the last 12 months | | Since the release of the solution | |
| | In France | 13 | In France | 40 |
| | Out of France | 120 | Out of France | 800 |
| Industries of implemented projects | Banking (25%), Insurance (25%), Industry and services (30%), Public sector (5%), Others (15%) | | Average number of users per solution | From 51 to 100 |
| Coverage of functional areas* | | | Coverage of technical areas* | |

Coverage of functional areas*



Coverage of technical areas*



(*)The results transcribed on this form are consistent with responses provided by the vendor

Novasecur



Novasecur
8 rue Ferdinand Flocon
75018 Paris, France
www.novasecur.com

Cédric DE SERPOS
CEO
+33 (0)4 42 23 34 99/
cedric.deserpos@novasecur.com

VENDOR COMPANY ID CARD

| | | |
|-----------------------|----------------|---|
| Founded in | 2010 | Vendor statement of its own particularities and differentiating factors A specialized vendor on some specific risk categories (Risque opérationnel, Datamining, Analytics sur Big Data, Gestion du risque et des performances M2M, Risque de conformité des données, Fraude et malveillance, Lutte anti blanchiment, Conformité réglementaire, Risques juridiques, Cybercriminalité) / A specialized vendor in RMIS |
| Global workforce | 15 | |
| RMIS workforce | 12 | |
| - RMIS implementation | 2 | |
| - RMIS consulting | 5 | |
| Area(s) of presence | France, Europe | Novasecur helps decision makers to turn business data into valuable information and it's characterized by solutions that combine risk expertise with innovative business intelligence. Datamining/Analytics flexible tools. Novasecur's integrated applications are running in SaaS. Its Performing business modules are customized by users and particularly easy to use. Audit and Advisory teams provide global or specific solutions. |


VENDOR'S AVAILABLE SOLUTION(S)

| | | | |
|---|--|----|---|
| Solution(s) | La suite MyNovasecur GRC comprend principalement : 1. <i>MyNovasecur ERM</i> (Autoévaluation, Conformité, Cartographie, Assurances) 2. <i>MyNovasecur BI</i> (Règles métiers & Datamining) 3. <i>MyNovasecur Fraud Prevention</i> (Plateforme de gestion de la fraude et de lutte anti blanchiment) 4. <i>MyNovasecur Analytics</i> (Détection d'atypiques, analyses de liens, Analyse comportementale, traitements Big Data, M2M) 5. <i>MyNovasecur One</i> (ETI & PME) | | |
| Kind of solution according to the vendor | Une solution standard combinée à du paramétrage embarqué et de la personnalisation grâce au "studio" | | |
| Composition of the solution | Several modules of the same application | | |
| Dominant(s) | ERM and Insurance | | |
| Strengths according to the vendor | Turn business data into valuable information. | | Club of users Yes (4 meetings per year) Created in 2011 Managed by the vendor and the clients |
| | | | Data hosting In the IS of a subcontractor, of the vendor or in the IS of the client |
| | | | Since the release of the solution |
| Stated number of implementation projects | In the last 12 months | | In France 25 |
| | In France | 17 | Out of France 4 |
| Industries of implemented projects | Out of France | 3 | Average number of users per solution From 501 to 1000 |
| | Banking (3%), Insurance (30%), Industry and services (67%) | | |

Coverage of functional areas*



Coverage of technical areas*



(*)The results transcribed on this form are consistent with responses provided by the vendor

NTT Data (new respondent)



NTT Data
3rd Floor, 2 Royal Exchange
London, Royaume-Uni
www.figtreesystems.com

Ayaz MERCHANT
Sales Head
+44 20 7220 9216 / +44 77 7598 4245
ayaz.merchant@nttdata.com

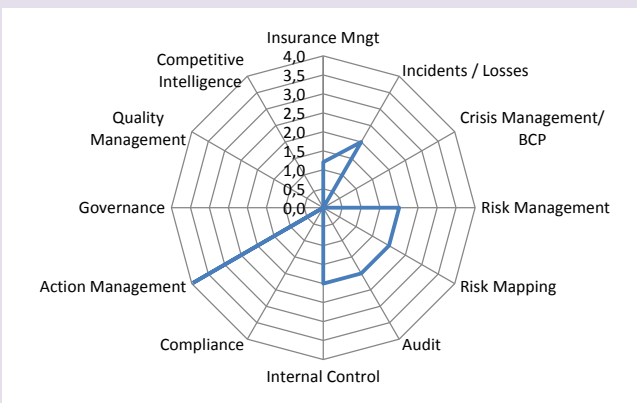
VENDOR COMPANY ID CARD

| | | |
|-----------------------|---|---|
| Founded in | 1983 | Vendor statement of its own particularities and differentiating factors |
| Global workforce | 56 | |
| RMIS workforce | n/r | |
| - RMIS implementation | n/r | |
| - RMIS consulting | n/r | |
| Area(s) of presence | Europe, Asia Pacific, North America | NTT DATA Figtree Systems is a specialist software provider for Risk Management Information Systems. This award winning system is used by clients globally for: Incident and OH&S Management, Claims Management, Corporate Insurance and Employee Benefits Management, Fleet and Asset Management and Enterprise Risk Management |

VENDOR'S AVAILABLE SOLUTION(S)

| | | | | |
|--|---|----|---|--------------|
| Solution(s) | Claims Management, Corporate Insurance and Employee Benefits Management, Fleet and Asset Management, Enterprise Risk Management and OH&S Management | | | |
| Kind of solution according to the vendor | Un environnement de développement | | | |
| Composition of the solution | Several distinct applications | | | |
| Dominant(s) | ERM and Insurance | | | |
| Strengths according to the vendor | It is completely customizable | | Club of users | |
| | | | Yes (1 meeting per year) Created in 1995 Managed by the clients | |
| | | | Data hosting | |
| | | | In the vendor's IS or in the IS of the client | |
| Stated number of implementation projects | In the last 12 months | | Since the release of the solution | |
| | In France | 0 | In France | 0 |
| | Out of France | 10 | Out of France | 300 |
| Industries of implemented projects | Insurance (25%), Industry and services (25%), Public sector (25%), Others (25%) | | Average number of users per solution | From 6 to 50 |

Coverage of functional areas*



Coverage of technical areas*



(*)The results transcribed on this form are consistent with responses provided by the vendor

Oracle France (new respondent)



Oracle France
15 Boulevard Charles de Gaulle
92715 Colombes, France
www.oracle.com/grc

ChristianMEYER
Consultant Avant Ventes
+33 (0)1 57 60 23 86/ +33 (0)6 08 41 84 32
christian.meyer@oracle.com

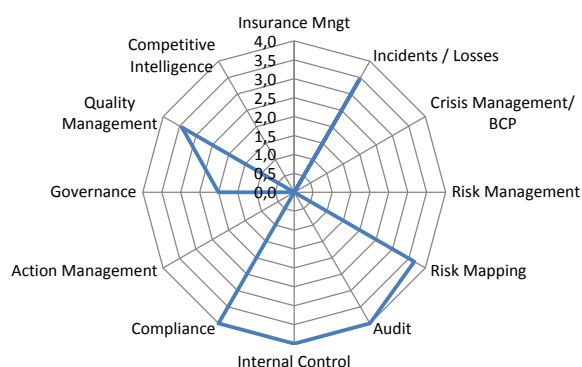
VENDOR COMPANY ID CARD

| | | |
|-----------------------|--|---|
| Founded in | 1979 | Vendor statement of its own particularities and differentiating factors |
| Global workforce | 128000 | |
| RMIS workforce | n/r | |
| - RMIS implementation | n/r | |
| - RMIS consulting | n/r | |
| Area(s) of presence | France, Europe, Asia Pacific, North America, South America, Africa | An unspecialized vendor |
| | | Oracle Fusion Governance, Risk, and Compliance (GRC), a component of the Oracle Fusion Applications suite, provides a complete enterprise GRC platform that gives you: The Power to Discover—unified intelligence for insight into the status of all GRC activities across the enterprise The Power to Manage—end-to-end support for cross-industry and industry-specific GRC processes The Power to Enforce—best-in-class automated controls that work across multiple business applications |

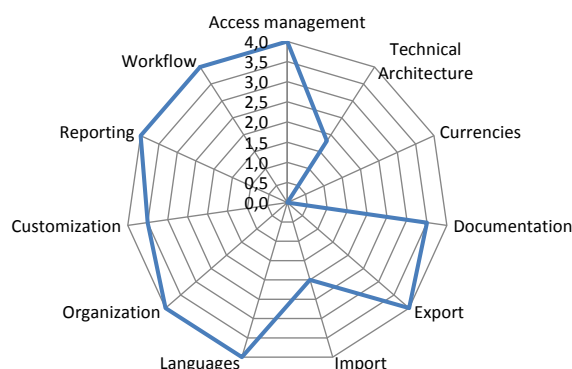
VENDOR'S AVAILABLE SOLUTION(S)

| | | | |
|--|--|--------------------------------------|---|
| Solution(s) | 1 - Risks and Financial Governance: Improve the reliability of financial management and reporting, while unifying GRC requirements and risk management across the enterprise. Composed of 3 modules: . Oracle Enterprise Governance Risks and Controls Manager . Oracle Financial Governance . Oracle GRC Intelligence 2 - Advanced Controls: Track changes to key applications setup data, continuously monitor business transactions, and ensure only authorized user can view and edit data at the level of detail you need. Composed of 3 modules: . Transaction Controls Governor . Configuration Controls Governor . Preventive Controls Governor 3 - Access & Segregation of Duties (SOD) Controls: Prevent corporate fraud and ensure regulatory compliance with strong segregation of duties (SOD) policies across all levels of the organization and across critical business applications. Composed of one module: . Application Access Controls Governor | | |
| Kind of solution according to the vendor | A completely standard tool | | |
| Composition of the solution | Several modules of the same application | | |
| Dominant(s) | ERM | | |
| Strengths according to the vendor | Controls are completely integrated with the Oracle ERP Portfolio and extendable to other applications. Standard Controls provided out-of the box, and can be extended by end users. Risks and Financial governance is a complete solution which covers internal audit and controls activities. | Club of users | Yes (40 meetings per year) Created in 1994 Managed by the clients |
| | | Data hosting | n/r |
| Stated number of implementation projects | In the last 12 months | Since the release of the solution | |
| | In France | In France | 10 |
| | Out of France | Out of France | 300 |
| Industries of implemented projects | Banking (5%), Insurance (5%), Industry and Services (65%), Public sector (15%), Others (10%) | Average number of users per solution | From 51 to 100 |

Coverage of functional areas*



Coverage of technical areas*



(*)The results transcribed on this form are consistent with responses provided by the vendor

Overmind

Overmind

Overmind
16 avenue Dubonnet
92400 Courbevoie, France
www.overmind-dynamic.com

GillesLEGRAND
Gérant
+33 (0)9 52 53 58 81/ +33 (0)6 62 56 62 99
gilleslegrand@overmind.fr

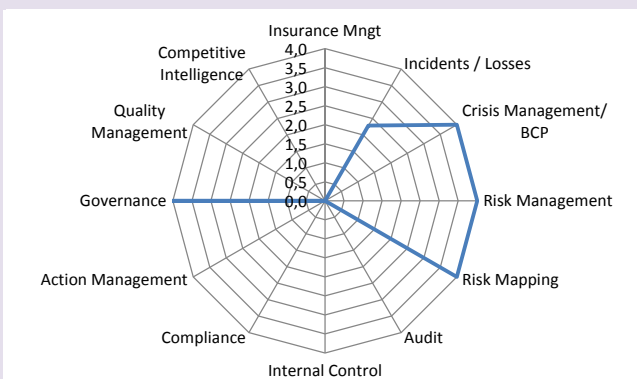
VENDOR COMPANY ID CARD

| | | |
|-----------------------|--------|---|
| Founded in | 2007 | Vendor statement of its own particularities and differentiating factors |
| Global workforce | 5 | |
| RMIS workforce | 5 | |
| - RMIS implementation | 5 | |
| - RMIS consulting | 5 | |
| Area(s) of presence | France | Overmind-Dynamic is a consulting company specializing in management of systemic risks. The Research and development team of Overmind created a unique software on the basis of a simulation model that allows modeling of propagating dynamic interdependencies and cascading effects caused by numerous events. Today our software allows anticipation of risks on your territory, detecting of their systemic impacts, dynamic connection of all prevention and response activities in order to overcome the crisis and to return to a normal situation. Our simulators of systemic crises produce a large amount of useful scenarios for training and preparation purposes. The models of the crisis are being adapted in real-time depending on the events that occur and allow anticipation of responses in order to reduce the damage. We provide support in assessment and improvement of the overall resilience. Overmind consultants help you to estimate and to reduce the disastrous effects of every risk and of any set of risks on human lives, infrastructure and communications, financial and economic structures, in urban and rural areas, including level of losses. Our services address territorial governments, businesses and industrial sites under the supervision and by implementation of perspective planning. |

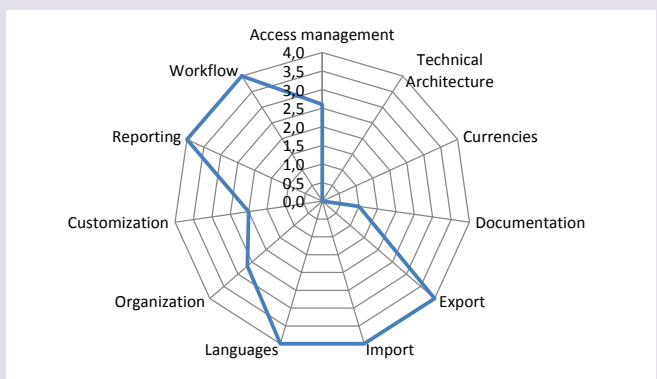
VENDOR'S AVAILABLE SOLUTION(S)

| | | | | | |
|--|--|---------------|-----------------------------------|--------------------------------------|--------------|
| Solution(s) | Cascade | | | | |
| Kind of solution according to the vendor | A standard tool that can be configured as needed | | | | |
| Composition of the solution | Several modules of the same application | | | | |
| Dominant(s) | ERM | | | | |
| Strengths according to the vendor | Tool for risk management, planning, conduct of operations, back projection experience with domino effects on GIS | Club of users | | | |
| | | No | | | |
| | | Data hosting | | | |
| | n/r | | | | |
| Stated number of implementation projects | In the last 12 months | | Since the release of the solution | | |
| | In France | | 10 | In France | 10 |
| | Out of France | | 0 | Out of France | 0 |
| | Industries of implemented projects | | Public sector (100%) | Average number of users per solution | From 6 to 50 |

Coverage of functional areas*



Coverage of technical areas*



(*)The results transcribed on this form are consistent with responses provided by the vendor

Oxand



Oxand
49 avenue Franklin Roosevelt
77210 Avon, France
www.oxand.com

JeanLE DROGO
Responsable Développement Logiciel
+33 (0)1 60 39 52 51
contact@oxand.com

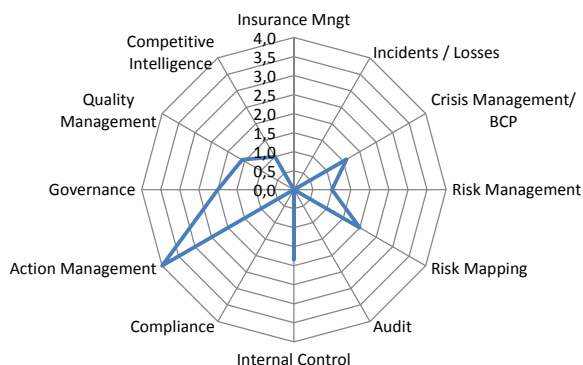
VENDOR COMPANY ID CARD

| | | |
|-----------------------|-------------------------------|---|
| Founded in | 2002 | Vendor statement of its own particularities and differentiating factors |
| Global workforce | 150 | A specialized vendor in RMIS |
| RMIS workforce | n/r | |
| - RMIS implementation | n/r | Oxand, Gestion des actifs industriels et des risques Solutions sur mesure pour investisseurs, propriétaires, opérateurs et exploitants :- Renforcer la gestion des risques au sein de grands projets industriels- Anticiper efficacement l'effet du vieillissement lors de la gestion du cycle de vie des infrastructures |
| - RMIS consulting | n/r | |
| Area(s) of presence | France, Europe, North America | |


VENDOR'S AVAILABLE SOLUTION(S)

| | | | | |
|--|--|---|---|--------------|
| Solution(s) | SIMEO ERM : logiciel full-web de gestion des risques | | | |
| Kind of solution according to the vendor | A completely standard tool | | | |
| Composition of the solution | Several modules of the same application | | | |
| Dominant(s) | ERM | | | |
| Strengths according to the vendor | Notre culture du management des risques est notre principal point fort afin de guider nos clients à implémenter un véritable management des risques projets ou des risques à l'échelle de l'entreprise | | Club of users | |
| | | | No | |
| | | | Data hosting | |
| | | | In the IS of a subcontractor of the vendor or in the IS of the client | |
| Stated number of implementation projects | In the last 12 months | | Since the release of the solution | |
| | In France | 1 | In France | 2 |
| | Out of France | 2 | Out of France | 10 |
| Industries of implemented projects | Industry and services (80%), Public sector (20%) | | Average number of users per solution | From 6 to 50 |

Coverage of functional areas*



Coverage of technical areas*



(*)The results transcribed on this form are consistent with responses provided by the vendor

Oxial Group



Oxial Group
21 boulevard Montmartre
75002 Paris, France
www.oxial.com

Patricia GAUTHIER
Directeur Général Délégué
+33 (0)1 79 97 24 13/ +33 (0)6 11 22 12 51
patricia.gauthier@oxial.com

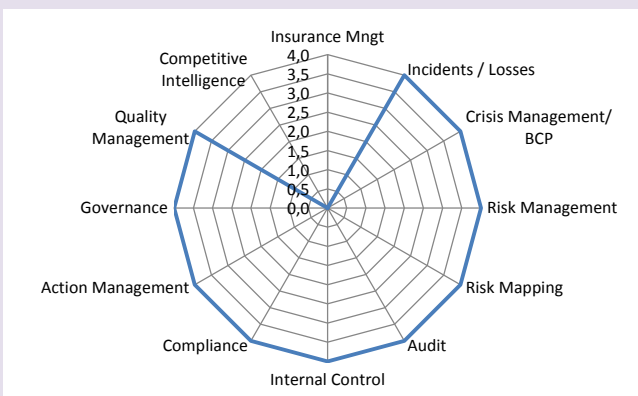
VENDOR COMPANY ID CARD

| | | |
|-----------------------|----------------|---|
| Founded in | 2010 | Vendor statement of its own particularities and differentiating factors A specialized vendor on some specific risk categories (risques opérationnels incluant risques industriels (AMDEC), Risques environnementaux (QHSE) /A specialized vendor in RMIS BlueSuite is the only completely agile end-to-end centralised GRC solution enabling a rapid implementation and immediate customisation (display fields, workflow) for evolving business requirements due to its unparalleled and flexible Integrated Development Environment (IDE) platform |
| Global workforce | 40 | |
| RMIS workforce | 40 | |
| - RMIS implementation | 17 | |
| - RMIS consulting | 5 | |
| Area(s) of presence | France, Europe | |

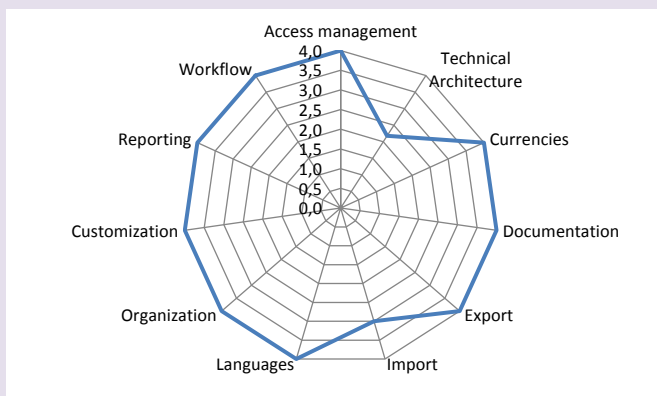
VENDOR'S AVAILABLE SOLUTION(S)

| | | | | |
|--|---|--|--|----------------|
| Solution(s) | BlueSuite avec ses modules: BlueRisk(gestion des risques), BlueControl (control interne), BlueAudit (gestion des missions d'audit), BlueCapital (Modelisation Statistique et Allocation des Fonds Propres), BlueSuite Executive Dashboard (Pilotage global de l'activité GRC) | | | |
| Kind of solution according to the vendor | A toolbox to be customized | | | |
| Composition of the solution | Several modules of the same application | | | |
| Dominant(s) | ERM and Insurance | | | |
| Strengths according to the vendor | BlueSuite is an completely agile end-to-end centralised solution which can be tailored to business needs in a very short time. Executive dashboards enable real time enterprise-wide visibility for efficient and proactive decision making. | | Club of users | |
| | | | Yes (1 meeting per year) Created in 2010 Managed by the vendor and the clients | |
| | | | Data hosting | |
| | | | In the IS of a subcontractor of the vendor or in the IS of the client | |
| Stated number of implementation projects | In the last 12 months | | Since the release of the solution | |
| | In France | 6 | In France | 40 |
| | Out of France | 10 | Out of France | 35 |
| | Industries of implemented projects | Banking (30%), Insurance (30%), Industry and services (30%), Public sector (10%) | Average number of users per solution | From 51 to 100 |

Coverage of functional areas*



Coverage of technical areas*



(*)The results transcribed on this form are consistent with responses provided by the vendor

ProcessGene (new respondent)



ProcessGene
Haifa, Israel
www.processgene.com

Maya LINCOLN
Director of R&D
+ 972 (4) 8550377
maya.lincoln@processgene.com

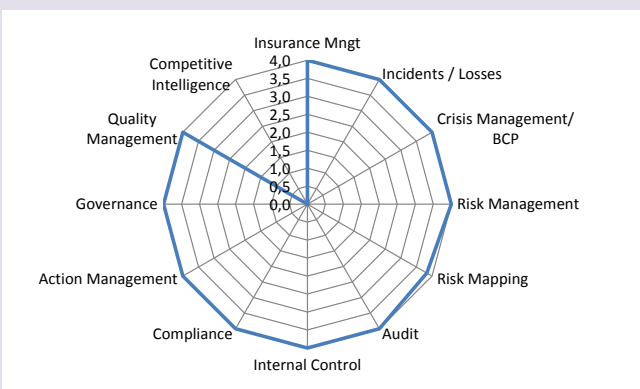
VENDOR COMPANY ID CARD

| | | |
|-----------------------|--|---|
| Founded in | n/r | Vendor statement of its own particularities and differentiating factors |
| Global workforce | n/r | |
| RMIS workforce | n/r | |
| - RMIS implementation | n/r | |
| - RMIS consulting | n/r | |
| Area(s) of presence | France, Europe, Asia Pacific, North America, South America, Africa | <p>A specialized vendor on some specific risk categories/ A specialized vendor in RMIS / Unique solutions for multi-subsidary companies ITRM BPM and GRC integration</p> <ol style="list-style-type: none"> 1. Designed for multi-subsidary, global organizations: our unique Multi-Org technology enables central control and management of subsidiaries' GRC data. Multi-Org creates a common 2. BPM/GRC management language, uniform process, risk and control assessment methods and consistent reporting standards across subsidiaries worldwide 3. Very fast implementation: the GRC and BPM software is up and running within days. BPM and GRC data from MS Excel / Word files is verified and imported automatically into the system 4. Full automation of the process management and GRC process using the ProcessGene™ simple BPM workflow engine, making it the most powerful system in the industry - yet intuitive and user friendly 5. Direct connectivity to ERP systems (e.g. SAP / Oracle) and ability to extract and process data in real time, and run automated tests 6. Leaders in cloud provisioning: the most seasoned and comprehensive SaaS (Software as a Service) solution in the BPM and GRC software domains 7. Multiple frameworks: covering a wide range of risk, regulation, and audit types - all within the same framework 8. Unlimited amount of free "view" users - viewing HTML outputs |

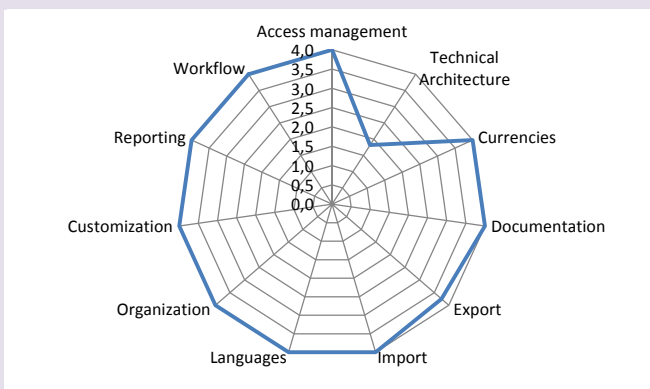
VENDOR'S AVAILABLE SOLUTION(S)

| | | | | |
|--|--|-----|---|--------------|
| Solution(s) | ProcessGene™ Risk Management Solution ProcessGene™ IT GRC Solution ProcessGene™ Internal Audit Solution ProcessGene™ Regulatory Compliance Software Solution ProcessGene™ Corporate Governance Software Solution | | | |
| Kind of solution according to the vendor | A completely standard tool | | | |
| Composition of the solution | Several modules of the same application | | | |
| Dominant(s) | ERM and Insurance | | | |
| Strengths according to the vendor | The only “Multi-Org” GRC solution- designed for multi-subsidiary enterprises. | | Club of users | |
| | | | Yes (4 meetings per year) Created in 2005 Managed by the clients | |
| | | | Data hosting | |
| | | | In the vendor’s IS, In the IS of a subcontractor of the vendor or in the IS of the client | |
| | | | | |
| Stated number of implementation projects | In the last 12 months | | Since the release of the solution | |
| | In France | 25 | In France | 75 |
| | Out of France | 375 | Out of France | 450 |
| Industries of implemented projects | n/r | | Average number of users per solution | From 6 to 50 |

Coverage of functional areas*



Coverage of technical areas*



(*)The results transcribed on this form are consistent with responses provided by the vendor

Resolver (new respondent)



Resolver
257 Adelaide St. W
Suite 400
Toronto, Canada
www.resolvergrc.com

James PATTERSON
President & COO
+1 (416) 622 2299
james.patterson@resolvergrc.com


VENDOR COMPANY ID CARD

| | | |
|-----------------------|--|---|
| Founded in | 2002 | Vendor statement of its own particularities and differentiating factors |
| Global workforce | 102 | A specialized vendor on some specific risk categories/A specialized vendor in RMIS / ERM Risk Management ISO 31000 Project Risk 3rd Party Risk COSO Group Risk Assessment |
| RMIS workforce | 23 | |
| - RMIS implementation | 18 | World famous risk identification and assessment technology allows unparalleled information gathering and hyper focus on what matters most. Stunning visuals available via interactive and fully configurable dashboards equip users with the information they need to respond to change. Simple, web-based configuration enables rapid response to emerging risks, regulations and initiatives. |
| - RMIS consulting | 22 | |
| Area(s) of presence | France, Europe, Asia Pacific, North America, South America | |

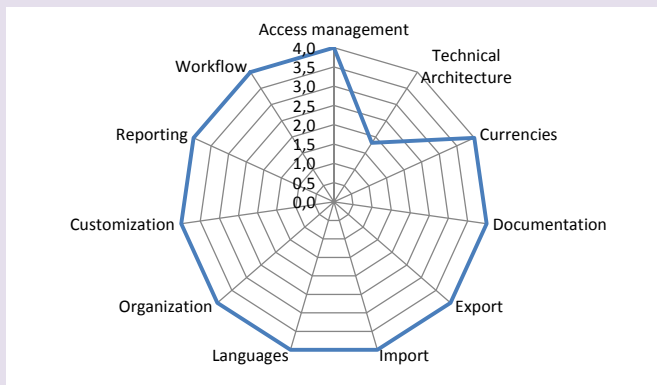
VENDOR'S AVAILABLE SOLUTION(S)

| | | |
|--|---|--|
| Solution(s) | GRC Cloud | |
| Kind of solution according to the vendor | A completely standard tool | |
| Composition of the solution | Several modules of the same application | |
| Dominant(s) | ERM and Insurance | |
| Strengths according to the vendor | Resolver's risk-based and integrated approach to governance, risk, and compliance. | Club of users Yes (1 meeting per year) Created in 2010 Managed by the vendor and the clients |
| | | Data hosting In the vendor's IS, In the IS of a subcontractor of the vendor or in the IS of the client |
| Stated number of implementation projects | In the last 12 months | Since the release of the solution |
| | In France 15 Out of France 50 | In France 5 Out of France 400 |
| Industries of implemented projects | Banking (10%), Insurance (7%), Industry and services (35%), Public sector (25%), Others (23%) | Average number of users per solution From 101 to 200 |

Coverage of functional areas*



Coverage of technical areas*



(*)The results transcribed on this form are consistent with responses provided by the vendor

Riskconnect



Riskconnect

1701 Barrett Lakes Blvd NW, Suite 500
30144 Kennesaw, Georgia, Etats-Unis
www.riskconnect.com

Kelly BARTON

Vice President, Operations
+1 (770) 790-4710
kelly.barton@riskconnect.com

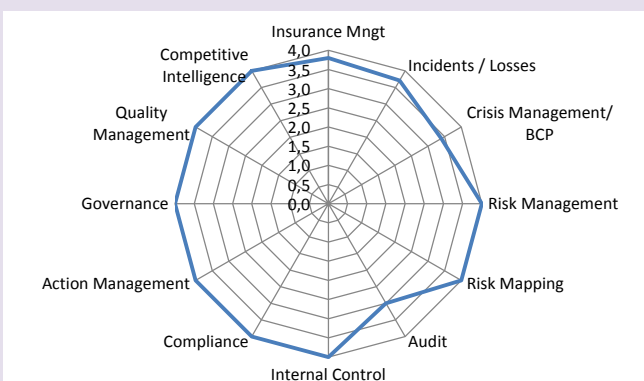
VENDOR COMPANY ID CARD

| | | |
|-----------------------|--|--|
| Founded in | 2007 | Vendor statement of its own particularities and differentiating factors |
| Global workforce | 159 | A specialized vendor on some specific risk categories/A specialized vendor in RMIS /RMIS Governance, Risk & Compliance |
| RMIS workforce | 159 | |
| - RMIS implementation | 33 | |
| - RMIS consulting | 62 | |
| Area(s) of presence | Europe, Asia Pacific, North America, South America, Africa | Riskconnect, Inc. provides an enterprise-class risk management work platform, configured to meet clients' existing business processes. Built on the world's leading cloud platform, Riskconnect brings innovation to risk management at an unmatched pace, allowing users to analyse and report from a single point of access for global organizations |


VENDOR'S AVAILABLE SOLUTION(S)

| | | | | |
|--|--|----|--|--------------|
| Solution(s) | <i>Riskconnect RMI</i> : An innovative approach to incidents, claims, litigation, exposure, property (including COPE), policy management, asset management, and more. Business process automations and fully integrated communication tools keep risk departments connected with the entire organisation. <i>Riskconnect GRC</i> : A flexible, scalable, configurable GRC technology solution that will adapt to the organisation's changing risk culture. As the organisation's ERM strategy matures and as regulatory requirements change, Riskconnect GRC keeps pace and easily adapts to the new requirements. <i>Riskconnect EHS</i> : An easy to use, configurable work platform to manage safety programs, keep track of safety certifications, and manage compliance activities. <i>Riskconnect Healthcare</i> : A fully mobile, secure, and easy to use work platform for the Healthcare Industry, with a focus on integrating disparate business units and empowering users to provide confidential feedback to improve patient care and employee safety | | | |
| Kind of solution according to the vendor | A toolbox to be customized (the use of "customized" implies that the solution will need custom programming, which is not the case with Riskconnect- configuration happens with simple drag-and-drop wizards, or with picklists. Very rarely is custom programming required) | | | |
| Composition of the solution | Several modules of the same application | | | |
| Dominant(s) | ERM and Insurance | | | |
| Strengths according to the vendor | Riskconnect provides users with the ease of configuring a system tailored to meet your existing business practices. | | Club of users | |
| | | | Yes (1 meeting per year) | |
| | | | Data hosting | |
| | | | In the IS of a subcontractor of the vendor | |
| Stated number of implementation projects | In the last 12 months | | Since the release of the solution | |
| | In France | 0 | In France | 0 |
| | Out of France | 92 | Out of France | 250 |
| Industries of implemented projects | Banking (5%), Insurance (12%), Industry and services (8%), Public sector (5%), Others (70%) | | Average number of users per solution | From 6 to 50 |

Coverage of functional areas*



Coverage of technical areas*



(*)The results transcribed on this form are consistent with responses provided by the vendor

Rivo Software



Rivo Software
Innovation Centre
Warwick Technology Park
Warwick, Royaume-Uni
www.rivosoftware.com

Chris BULL
Content Marketing Manager
+44 19 2662 2320 / +44 77 8830 9904
chris.bull@rivosoftware.com

VENDOR COMPANY ID CARD

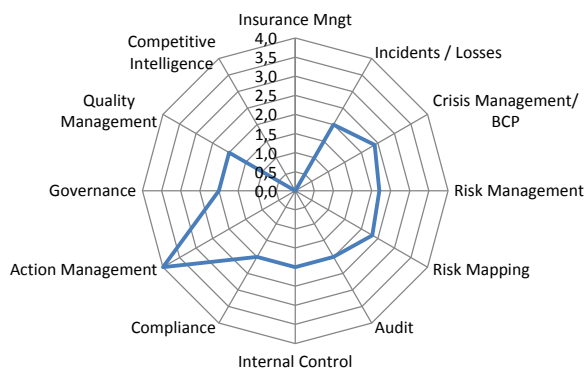
| | | |
|-----------------------|---|--|
| Founded in | 2003 | Vendor statement of its own particularities and differentiating factors A specialized vendor on some specific risk categories(Health & SafetySustainabilitySecurity & Loss PreventionGovernance & ComplianceSupply Chain Risk))A specialized vendor in RMIS Rivo is a cloud-based software as a service (SaaS) platform used by globally recognised organisations.Traditional EHS and security software packages have caused companies problems and usually end up far away from the utopia they promise to deliver.Rivo is a single platform to manage all safety, security, sustainability and enterprise risk factors, accessible on any device by anyone in the organisation and integratable with any enterprise software |
| Global workforce | 140 | |
| RMIS workforce | 140 | |
| - RMIS implementation | 20 | |
| - RMIS consulting | 15 | |
| Area(s) of presence | Europe, Asia Pacific, North America | |

VENDOR'S AVAILABLE SOLUTION(S)

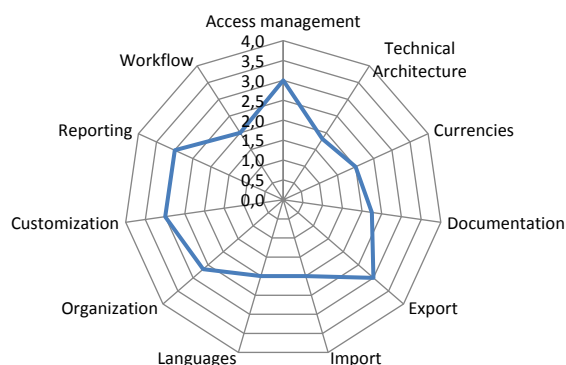
| | |
|--|---|
| Solution(s) | Rivo |
| Kind of solution according to the vendor | A toolbox to be customized |
| Composition of the solution | Several modules of the same application |
| Dominant(s) | ERM and Insurance |
| Strengths according to the vendor | Improved performance through greater visibility |
| | Club of users Yes (2 meetings per year) Created in 2014 Managed by the vendor and the clients Data hosting In the vendor's IS, In the IS of a subcontractor of the vendor or in the IS of the client |

| | | | | |
|--|--|-----|--|------------------|
| Stated number of implementation projects | In the last 12 months | | Since the release of the solution | |
| | In France | 0 | In France | 0 |
| | Out of France | 170 | Out of France | 1000 |
| Industries of implemented projects | Industry and services (85%), Public sector (15%) | | Average number of users per solution | From 501 to 1000 |

Coverage of functional areas*



Coverage of technical areas*



(*)The results transcribed on this form are consistent with responses provided by the vendor

ROK Solution (new respondent)



ROK Solution
12 rue de l'Arcade
75008 Paris, France
www.rok-solution.com

Emilie POMER
Marketing
+33 (0)1 42 81 51 98
emilie.pomer@rok-solution.com

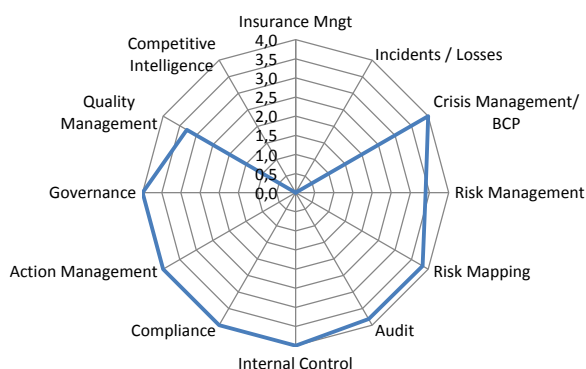
VENDOR COMPANY ID CARD

| | | |
|-----------------------|--------|---|
| Founded in | 2009 | Vendor statement of its own particularities and differentiating factors A specialized vendor on some specific risk categories/A specialized vendor in RMIS /An unspecialized vendor ROK Solution is a collaborative hub which helps organizations improve their competitiveness by leveraging organizational effectiveness and innovation. To meet such objectives, ROK Solution brings a unique solution to the following needs: - Enterprise social collaboration, - Knowledge sharing, - End-user experience, access to work lists, instructions, IT transactions and KPIs through a dynamic user dashboard - Organizational efficiency monitoring. |
| Global workforce | 17 | |
| RMIS workforce | 6 | |
| - RMIS implementation | 6 | |
| - RMIS consulting | 2 | |
| Area(s) of presence | France | |

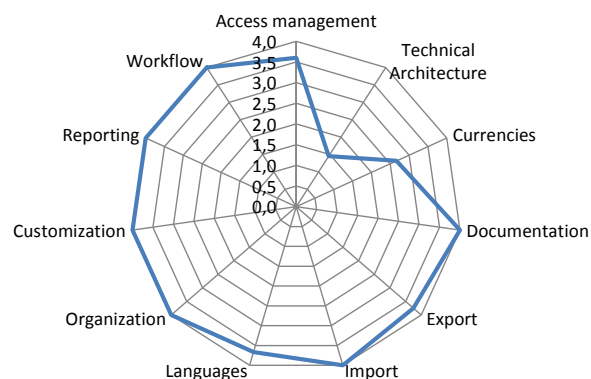
VENDOR'S AVAILABLE SOLUTION(S)

| | | | |
|--|--|--|--|
| Solution(s) | ROK Solution | | |
| Kind of solution according to the vendor | A toolbox to be customized | | |
| Composition of the solution | A single application | | |
| Dominant(s) | ERM and Insurance | | |
| Strengths according to the vendor | <p>The first cloud based solution which integrates process design (BPA - Business Process Analysis), process execution (BPM - Business Process Management, workflows), governance risk and compliance management , performance measurement (BAM - Business Analysis and Monitoring, EAI - Enterprise Application Integration), and electronic content management all based on a unified communication platform (email, chat, VoIP, video).</p> | | Club of users No |
| | | | Data hosting In the vendor's IS, In the IS of a subcontractor of the vendor or in the IS of the client |
| Stated number of implementation projects | In the last 12 months In France 20 Out of France 2 | | Since the release of the solution In France 40 Out of France 2 |
| | Industries of implemented projects Banking (20%), Insurance (10%), Industry and services (70%) | | Average number of users per solution From 101 to 200 |

Coverage of functional areas*



Coverage of technical areas*



(*)The results transcribed on this form are consistent with responses provided by the vendor

SAP France



SAP France
Tour SAP
35 rue d'Alsace
92300 Levallois-Perret, France
www.sap.com/france

Jean-Luc DENE
Expert Solutions GRC
+33 (0)1 46 17 78 08/ +33 (0)6 63 48 75 74
jean-luc.dene@sap.com

VENDOR COMPANY ID CARD

| | | |
|-----------------------|--|---|
| Founded in | 1972 | Vendor statement of its own particularities and differentiating factors An unspecialized vendor SAP Governance, Risk and Compliance (GRC) offers a unified and integrated solution portfolio including: segregation of duties and access risk management, internal control and continuous control monitoring, enterprise risk management and operational risk management for financial services, internal audit, detection and prevention of fraud, global trade services and regulation management. |
| Global workforce | 66572 | |
| RMIS workforce | 11261 | |
| - RMIS implementation | 14629 | |
| - RMIS consulting | n/r | |
| Area(s) of presence | France, Europe, Asia Pacific, North America, South America, Africa | |


VENDOR'S AVAILABLE SOLUTION(S)

| | | | | |
|--|---|-----|---|------------------|
| Solution(s) | SAP Risk Management (Gestion des risques d'entreprise), SAP Process Control (Gestion du Contrôle Interne), SAP Access Control (Contrôle des risques d'accès et de la séparation des tâches), SAP Access Violation Management (Impact financier des risques d'accès et extension des fonctionnalités de SAP Access Control à des systèmes No-SAP), SAP Audit Management(Gestion de l'Audit Interne), SAP Fraud Management (Détection et prévention de la fraude), SAP Regulation Management (Gestion des réglementations), SAP Quality Management(Gestion de la Qualité), SAP Quality Issue Management(Gestion des incidents liés à la qualité), SAP Policy Management (Gestion des contrats d'assurance), SAP Claims Management(Gestion des sinistres), SAP Case Management–(Gestion des litiges et des procédures judiciaires) | | | |
| Kind of solution according to the vendor | A completely standard tool | | | |
| Composition of the solution | Several distinct applications | | | |
| Dominant(s) | ERM and Insurance | | | |
| Strengths according to the vendor | Breadth of automation: Automated Key Risk Indicator monitoring enable not only risk owners to be notified in a timely manner but can also be used to assess the risk automatically. | | Club of users | |
| | | | Yes (4 meetings per year) Created in 1989 Managed by the clients | |
| | | | Data hosting | |
| | | | In the vendor's IS, In the IS of a subcontractor of the vendor or in the IS of the client | |
| Stated number of implementation projects | In the last 12 months | | Since the release of the solution | |
| | In France | 15 | In France | 100 |
| | Out of France | 750 | Out of France | 5000 |
| Industries of implemented projects | Banking (5%), Insurance (5%), Industry and services (60%), Public sector (10%), Others (20%) | | Average number of users per solution | From 501 to 1000 |

Coverage of functional areas*



Coverage of technical areas*



(*)The results transcribed on this form are consistent with responses provided by the vendor

Siaci Saint Honoré



Siaci Saint Honoré
18 rue de Courcelles
75008 Paris, France
www.deltarm.com

Stéphane DELLIÈRE
Responsable Outils, Méthodes & Statistiques
+33 (0)44 20 99 19
stephane.delliere@s2hgroup.com

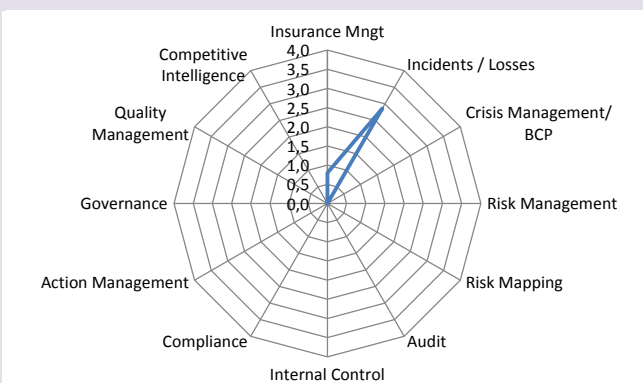
VENDOR COMPANY ID CARD

| | | |
|-----------------------|--------|---|
| Founded in | 2013 | Vendor statement of its own particularities and differentiating factors |
| Global workforce | 10 | |
| RMIS workforce | 10 | n/r |
| - RMIS implementation | n/r | |
| - RMIS consulting | n/r | |
| Area(s) of presence | France | |
| | | cf. Delta RM form. |


VENDOR'S AVAILABLE SOLUTION(S)

| | | | | |
|--|--|---------------|--------------------------------------|--------------|
| Solution(s) | Siaci Reporting & Monitoring (Siaci RM) | | | |
| Kind of solution according to the vendor | A toolbox to be customized | | | |
| Composition of the solution | Several modules of the same application | | | |
| Dominant(s) | Insurance | | | |
| Strengths according to the vendor | A complete solution industrializing the international programs steering and the values data collection process and allowing our customers to visualize and analyze all their data. | Club of users | | |
| | | n/r | | |
| | | Data hosting | | |
| | | n/r | | |
| Stated number of implementation projects | In the last 12 months | | Since the release of the solution | |
| | In France | 2 | In France | 2 |
| | Out of France | 0 | Out of France | 0 |
| | Industries of implemented projects | n/r | Average number of users per solution | From 6 to 50 |

Coverage of functional areas*



Coverage of technical areas*



(*)The results transcribed on this form are consistent with responses provided by the vendor

SideTrade (new respondent)



SideTrade
114 rue Galliéni
92100 Boulogne Billancourt, France
www.sidetrade.com

Christelle DHRIF
Directrice Marketing et Communication
+33 (0)1 46 84 14 49/ +33 (0)6 10 46 72 00
cdhrif@sidetrade.com

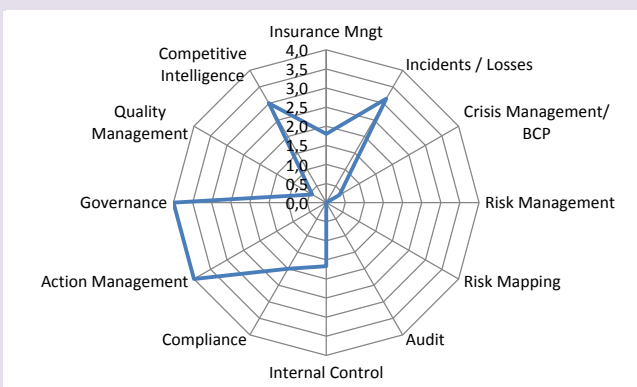
VENDOR COMPANY ID CARD

| | | |
|-----------------------|----------------|---|
| Founded in | 2000 | Vendor statement of its own particularities and differentiating factors A specialized vendor on some specific risk categories (gestion du risque client, gestion des polices d'assurance-crédit) By combining automation, sales collaboration and knowledge of payers' behaviour, Finance is able to quantify risk. Reducing bad debt becomes an integral part of dispute resolution and collections activities. Credit Management and Sales teams become partners. Risk is turned into revenue opportunity. |
| Global workforce | 148 | |
| RMIS workforce | 51 | |
| - RMIS implementation | 14 | |
| - RMIS consulting | 7 | |
| Area(s) of presence | France, Europe | |


VENDOR'S AVAILABLE SOLUTION(S)

| | | | | |
|--|--|----|---|-----|
| Solution(s) | Sidetrade Network = CRM Financier collaboratif, accessible par Internet | | | |
| Kind of solution according to the vendor | A toolbox to be customized | | | |
| Composition of the solution | Several modules of the same application | | | |
| Dominant(s) | Gestion du risque client, Gestion des polices d'assurance-crédit EULER HERMES, Gestion du recouvrement | | | |
| Strengths according to the vendor | From prospecting to paying bills, the Finance Department instantly controls customer outstanding and manages intelligently Euler Hermes guarantees. A seamless and real-time collaboration is automatically established between the people in charge of customer relationship; each gaining efficiency and responsiveness in their decision making. The Credit Manager optimizes the management of guarantees and never miss any credit insurance policies deadlines. keeps Sales up to date with the latest customer information and makes the right decisions. Thanks to Sidetrade Cloud, the Finance Department secures the business and shares risk culture. | | Club of users | |
| | | | Yes (4 meetings per year) Created in 2010 Managed by the vendor | |
| | | | Data hosting | |
| | In the vendor's IS | | | |
| Stated number of implementation projects | In the last 12 months | | Since the release of the solution | |
| | In France | 35 | In France | 150 |
| | Out of France | 15 | Out of France | 150 |
| | Industries of implemented projects | | Average number of users per solution | |
| | Insurance (2%), Industry and services (98%) | | From 51 to 100 | |
| Coverage of functional areas* | | | Coverage of technical areas* | |

Coverage of functional areas*



Coverage of technical areas*



(*)The results transcribed on this form are consistent with responses provided by the vendor

Software AG



Software AG

Software AG Tour Euro Plaza 20 Ave André
Prothin La Défense 4
92927 Paris La Défense Cedex, France
www.softwareag.com

Olivier ROBERT

Directeur Solutions Risques et Performance
+33 (0)1 78 99 70 74/ +33 (0)6 18 27 50 19
olivier.robert@softwareag.com

VENDOR COMPANY ID CARD

| | | |
|-----------------------|--|--|
| Founded in | 1970 | Vendor statement of its own particularities and differentiating factors |
| Global workforce | 5500 | |
| RMIS workforce | 100 | |
| - RMIS implementation | 1200 | |
| - RMIS consulting | 1200 | |
| Area(s) of presence | France, Europe, Asia Pacific, North America, South America, Africa | Software AG is a worldwide software publisher providing a global IBO (Intelligent Business Operation) platform dedicated to the mastering and the improvement of the performance of the company. |

VENDOR'S AVAILABLE SOLUTION(S)

| | |
|--|---|
| Solution(s) | Software AG GRC |
| Kind of solution according to the vendor | A toolbox to be customized |
| Composition of the solution | Several modules of the same application |
| Dominant(s) | ERM |

Strengths according to the vendor

A comprehensive and global solution fully open and interconnected with the whole information system of the company.

Club of users


Yes (4 meetings per year)
Created in 2002
Managed by the clients

Data hosting

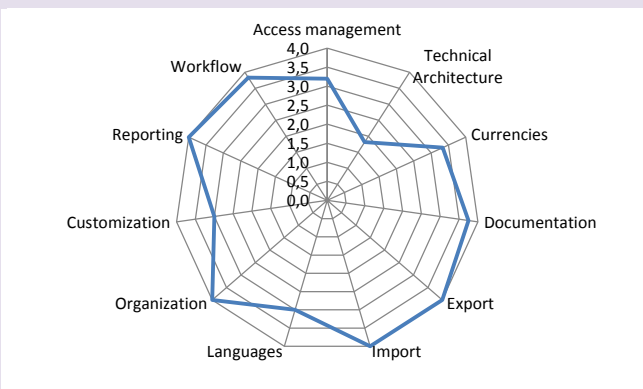
In the vendor's IS, In the IS of a subcontractor of the vendor or in the IS of the client

| | | | | |
|--|--|----|--------------------------------------|-----------------|
| Stated number of implementation projects | In the last 12 months | | Since the release of the solution | |
| | In France | 5 | In France | 20 |
| | Out of France | 30 | Out of France | 150 |
| Industries of implemented projects | Banking (20%), Insurance (15%), Industry and services (50%), Public sector (15%) | | Average number of users per solution | From 201 to 500 |

Coverage of functional areas*



Coverage of technical areas*



(*)The results transcribed on this form are consistent with responses provided by the vendor

Sword Group



Sword Group
1 Grenfell Road
Maidenhead, Royaume-Uni
www.sword-activerisk.com

Keith RICKETTS
Marketing
+44 (0)1628 582500 / +44 (0) 7894608435
keith.ricketts@activerisk.com

VENDOR COMPANY ID CARD

| | | |
|-----------------------|--|---|
| Founded in | 2000 | Vendor statement of its own particularities and differentiating factors A specialized vendor on some specific risk categories (Operational Risk Management, Project Risk Management, Governance, Assurance, Health & Safety, and Opportunity Management) / A specialized vendor in RMIS Sword Active Risk provides global organisations in targeted industries with the ability to increase the certainty of business performance through an advanced risk management and governance capability. With a focus Including: i. Strong Project Risk Capability ii. Qualitative and Quantitative Risk Assessment iii. Enterprise Risk Appetite and Aggregation iv. Support Level 5 Risk Maturity Capability |
| Global workforce | 1200 | |
| RMIS workforce | n/r | |
| - RMIS implementation | n/r | |
| - RMIS consulting | n/r | |
| Area(s) of presence | France, Europe, Asia Pacific, North America, South America, Africa | |

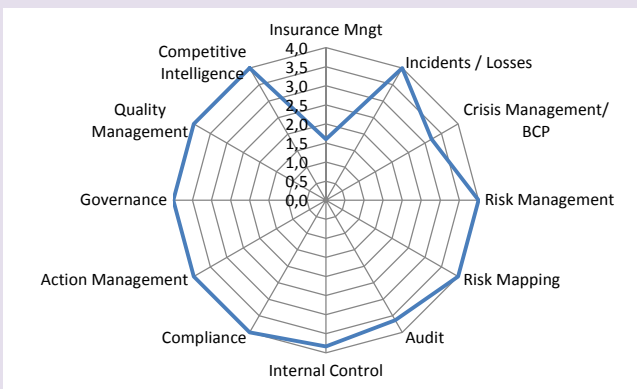
VENDOR'S AVAILABLE SOLUTION(S)

| | |
|--|---|
| Solution(s) | Active Risk Manager (ARM) Version 7 (other : Greetan GIS - Biodiversity, INSIGHT - PCA) |
| Kind of solution according to the vendor | A completely standard tool |
| Composition of the solution | A single application |
| Dominant(s) | ERM |


| | | |
|-----------------------------------|--|--|
| Strengths according to the vendor | Increasing the likelihood of delivering business objectives. | Club of users Yes (4 meetings per year) Created in 2000 Managed by the clients |
| | | Data hosting In the vendor's IS, In the IS of a subcontractor of the vendor or in the IS of the client |
| | | |

| | | | | |
|--|---|----|---|----------------|
| Stated number of implementation projects | In the last 12 months | | Since the release of the solution | |
| | In France | 3 | In France | 8 |
| | Out of France | 24 | Out of France | 142 |
| Industries of implemented projects | Banking (1%), Insurance (2%), Industry and services (80%), Public sector (15%), Others (2%) | | Average number of users per solution | From 51 to 100 |

Coverage of functional areas*



Coverage of technical areas*



(*) The results transcribed on this form are consistent with responses provided by the vendor

TeamMate (new respondent)

TeamMate®

TeamMate
250 Waterloo Road
Londres, Royaume-Uni
www.teammatesolutions.com

Sandrine JACQUOT
Responsable Marketing
+44 20 7981 0678
sandrine.jacquot@wolterskluwer.com

VENDOR COMPANY ID CARD

| | | |
|-----------------------|--|---|
| Founded in | 1994 | Vendor statement of its own particularities and differentiating factors |
| Global workforce | 129 | |
| RMIS workforce | 129 | |
| - RMIS implementation | 23 | |
| - RMIS consulting | 26 | TeamMate is a software provider specialised on internal audit, risk management and compliance. The company was founded in 1994. TeamMate is currently used by over 2,200 departments and is a world leader in the industry. |
| Area(s) of presence | France, Europe, Asia Pacific, North America, South America, Africa | |

VENDOR'S AVAILABLE SOLUTION(S)

| | |
|--|--|
| Solution(s) | TeamMate |
| Kind of solution according to the vendor | A toolbox to be customized |
| Composition of the solution | Several distinct applications |
| Dominant(s) | Management d'audit interne, risque et controle interne |

Strengths according to the vendor

Une solution standard répondant à l'ensemble des besoins des processus d'audit, gestion des risques et conformité basée sur de riches fonctionnalités, une plateforme complètement configurable et paramétrable

Club of users

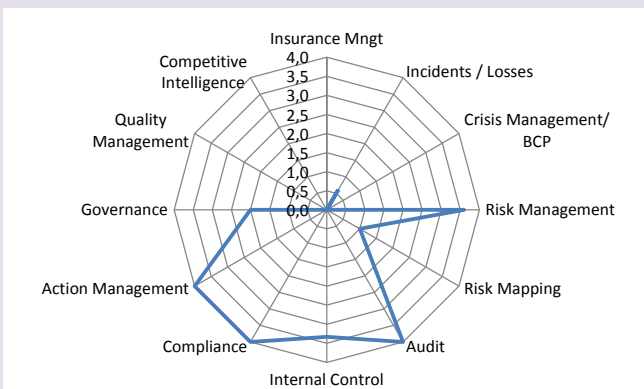
Yes (5 meetings per year)
Created in 1994
Managed by the vendor

Data hosting

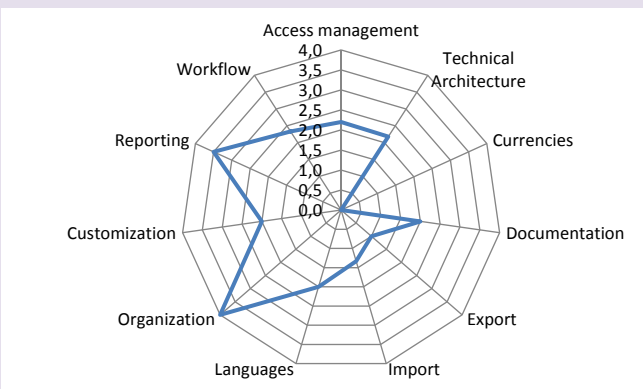
In the IS of a subcontractor of the vendor or in the IS of the client

| | | | | |
|--|--|---|--------------------------------------|--------------|
| Stated number of implementation projects | In the last 12 months | | Since the release of the solution | |
| | In France | 0 | In France | 0 |
| | Out of France | 0 | Out of France | 2200 |
| Industries of implemented projects | Banking (13%), Insurance (12%), Industry and services (50%), Public sector (25%) | | Average number of users per solution | From 6 to 50 |

Coverage of functional areas*



Coverage of technical areas*



(*)The results transcribed on this form are consistent with responses provided by the vendor

Théorème (new respondent)

Théorème

Théorème
13 rue La Fayette
75009 Paris, France
www.theoreme.fr


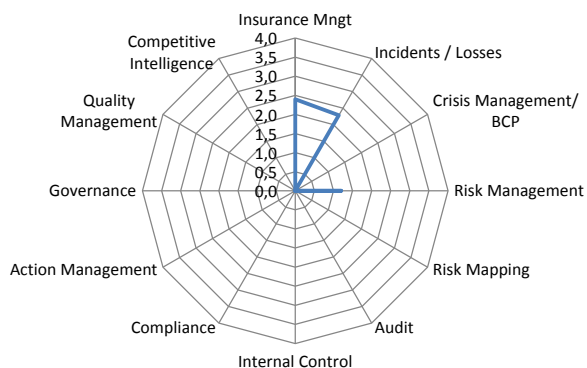
Pierre MARCHON
Directeur des Opérations
+33 (0)1 55 32 72 61/ +33 (0)6 08 61 12 42
pmarchon@theoreme.fr

VENDOR COMPANY ID CARD

| | | |
|-----------------------|----------------|---|
| Founded in | 1992 | Vendor statement of its own particularities and differentiating factors |
| Global workforce | 110 | Un cabinet de courtage qui propose une solution SIGR, Risque Industriel et Risque Automobile (Flottes Entreprises) |
| RMIS workforce | 3 | |
| - RMIS implementation | 1 | Courtier d'assurances dont l'approche s'appuie sur le conseil en management des risques. Dans ce contexte nous mettons à disposition de nos clients des ressources et des moyens permettant l'optimisation de ses budgets d'assurances. |
| - RMIS consulting | 2 | |
| Area(s) of presence | France, Africa | |

VENDOR'S AVAILABLE SOLUTION(S)

| | | | | |
|--|--|--|--------------------------------------|--------------|
| Solution(s) | Théo RM | | | |
| Kind of solution according to the vendor | A completely standard tool | | | |
| Composition of the solution | Several modules of the same application | | | |
| Dominant(s) | Assurance | | | |
| Strengths according to the vendor | Outil simple permettant une gestion complète de ses risques assurables | Club of users | | |
| | | No | | |
| | | Data hosting | | |
| | | In the IS of a subcontractor of the vendor | | |
| Stated number of implementation projects | In the last 12 months | | Since the release of the solution | |
| | In France | 3 | In France | 3 |
| | Out of France | 0 | Out of France | 0 |
| Industries of implemented projects | Industry and services (100%) | | Average number of users per solution | From 6 to 50 |
| Coverage of functional areas* | | Coverage of technical areas* | | |



(*)The results transcribed on this form are consistent with responses provided by the vendor

Thomson Reuters



Thomson Reuters
30 South Colonnade
Canary Wharf
London, Royaume-Uni
accelus.thomsonreuters.com

Ellen DAVIS
Director, Workflow Proposition Marketing
+44 20 7542 3478
ellen.davis@thomsonreuters.com

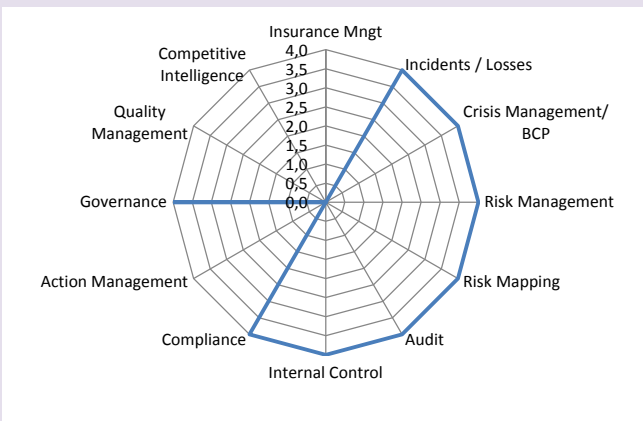
VENDOR COMPANY ID CARD

| | | |
|-----------------------|--|--|
| Founded in | 1851 | Vendor statement of its own particularities and differentiating factors |
| Global workforce | 60000 | A specialized vendor on some specific risk categories (operational risk, Enterprise risk, Risk information and data) / A specialized vendor in RMIS Thomson Reuters Accelus workflow solutions have a rich history in the GRC space. Accelus Risk Manager, for example, has been used by our clients for nearly 20 years. Our Regulatory Solutions data feeds, including Solvency II, are backed by the long history Thomson Reuters has as a trusted information provider. |
| RMIS workforce | n/r | |
| - RMIS implementation | n/r | |
| - RMIS consulting | n/r | |
| Area(s) of presence | France, Europe, Asia Pacific, North America, South America, Africa | |

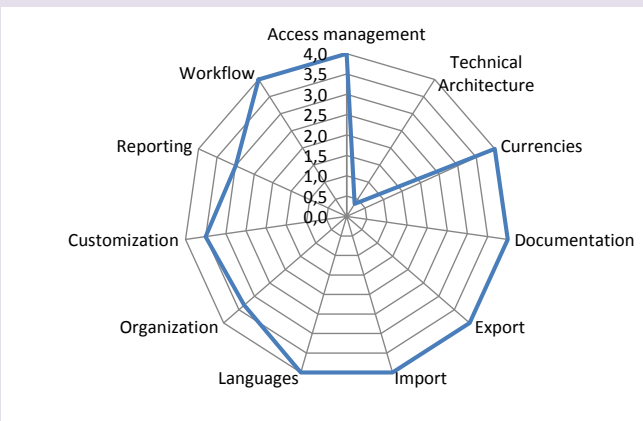
VENDOR'S AVAILABLE SOLUTION(S)

| | | | | |
|--|---|---|---|-----------------|
| Solution(s) | Accelus Audit Manager, Accelus BoardLink, Accelus Client On-Boarding, Accelus Compliance Manager, Accelus Conflicts Compliance, Accelus Enhanced Due Diligence, Accelus eLearning, Accelus eLearning, Accelus Org ID KYC Managed Service, Accelus Policy Manager, Accelus Regulatory Intelligence, Accelus Risk Manager, Accelus Transaction Monitoring, Accelus WorldCheck, Thomson Reuters Solvency II Data Service | | | |
| Kind of solution according to the vendor | A completely standard tool | | | |
| Composition of the solution | Several distinct applications | | | |
| Dominant(s) | ERM | | | |
| Strengths according to the vendor | We illuminate the path ahead, empowering our customers to successfully navigate the evolving risk and regulatory landscape. With Accelus, intelligence and action combine to ensure customers are able to make risk-aware decisions that enhance organizations and their performance | | Club of users | |
| | | | Yes (19 meetings per year) Managed by the vendor | |
| | | | Data hosting | |
| | | | In the vendor's IS, In the IS of a subcontractor of the vendor or in the IS of the client | |
| Stated number of implementation projects | In the last 12 months | | Since the release of the solution | |
| | In France | 0 | In France | 0 |
| | Out of France | 0 | Out of France | 0 |
| Industries of implemented projects | n/r | | Average number of users per solution | From 201 to 500 |

Coverage of functional areas*



Coverage of technical areas*



(*)The results transcribed on this form are consistent with responses provided by the vendor

Ventiv Technology



Ventiv Technology
31-35 rue de la fédération
75717 Paris Cedex 15, France
www.ventivtech.com

Eric LEENHARDT
France Ventiv Business Development
+33 (0)1 47 83 05 70/ +33 (0)6 23 47 61 53
eric.leenhardt@ventivtech.com

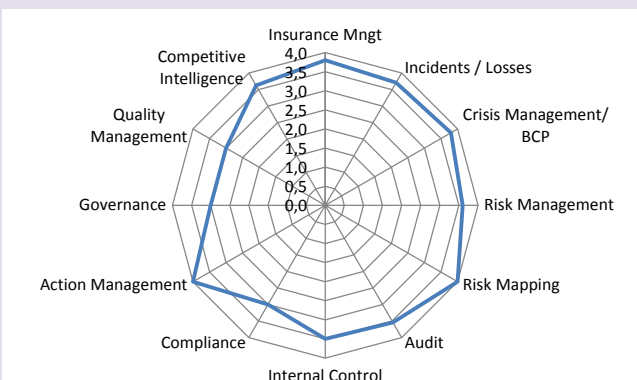
VENDOR COMPANY ID CARD

| | | |
|-----------------------|---|---|
| Founded in | 2009 | Vendor statement of its own particularities and differentiating factors |
| Global workforce | 300 | |
| RMIS workforce | 300 | A specialized vendor in RMIS |
| - RMIS implementation | 50 | |
| - RMIS consulting | 12 | A global company headquartered in Chicago, Ventiv Technology is a leader in technology that transforms how organizations manage risk. Formerly a unit of Aon PLC, we became the independent company Ventiv Technology when we were acquired by Symphony Technology Group in September 2014. |
| Area(s) of presence | France, Europe, Asia Pacific, North America | |


VENDOR'S AVAILABLE SOLUTION(S)

| | | |
|--|--|---|
| Solution(s) | RiskConsole | |
| Kind of solution according to the vendor | A toolbox to be customized | |
| Composition of the solution | Several modules of the same application | |
| Dominant(s) | ERM and Insurance | |
| Strengths according to the vendor | RiskConsole is a modular and flexible web-based Risk Management Information System which is offered as Software-as-a-Service (SaaS) solution, which respond to all the Risks Managers needs. | Club of users |
| | | Yes (3 meetings per year) Created in 2007 Managed by the vendor and the clients |
| Stated number of implementation projects | In the last 12 months | Since the release of the solution |
| | In France 12 Out of France 70 | In France 8 Out of France 50 |
| Industries of implemented projects | Industry and services (85%), Public sector (10%) | Average number of users per solution From 6 to 50 |

Coverage of functional areas*



Coverage of technical areas*



(*)The results transcribed on this form are consistent with responses provided by the vendor

Appendices

Appendix 1: Description of functional and technical areas

Functional areas

| | |
|------------------------------|---|
| Insurance Management | Premium allocation management Calculation of premiums pursuant to regulations and contracts Follow-up of premium payment history Management of insurance portfolios Budget simulations Tax identification and follow-up |
| Incident and Loss Management | Description and follow-up (including financial impact) of incidents managed centrally or not, non-compliance, legal proceedings, losses, conditional alerts, etc. History of financial valuation including compensation process follow-up by item (medical expenses, damages, material and immaterial damages, etc.) |
| Crisis Management / BCP | Management of alerts and notifications Management of alert thresholds, statuses and information workflows Analysis tools for leveraging user feedback Follow-up of specific repositories and related procedures Description and follow-up of action plans |
| Risk Management | Remediation level assessment Prevention management (follow-up of prevention reports) Self-assessment management Description and management of risk assessment visits Objectives setting and achievement follow-up |
| Risk Mapping | Identification of risks, origins, mitigation factors, responsible parties, etc. Risk assessment and prioritization Mapping follow-up and history Analysis and communication capabilities |
| Audit | Audit plan management Management of auditing missions, schedules and work programs |
| Internal Control | Identification of controls and link with processes Management of self-assessment campaigns |
| Compliance | Compliance with regulations, internal procedures and external standards |
| Action Management | Action assignment and validation Follow-up of action efficiency by the audit committee and the risk committee |
| Governance | Management of the organization, risk management policies and decisions Dashboards with key business/risk/performance indicators, budget management |
| Quality Management | Management of processes, objectives, quality indicators, non-compliant products, preventive and corrective actions, specific procedures, etc. |
| Competitive Intelligence | Management of intelligence and information analysis, business intelligence, technology watch Information gathering, treatment, publishing and filing |

Technical areas

| | |
|-------------------------------------|---|
| Access Management | User access security policy, user management, segregation of duties Delegation of administration rights Management of user authorizations and data confidentiality |
| Technical Architecture | Type of architecture and hosting used (rich client, Application Service Provider, etc.) Possible database solutions and programming languages Logical security of the technical platform |
| Multi-Currency Management | Default currency Other possible currencies Multiple currency conversion engine |
| Document Management | Document attachment Document management capabilities |
| Imports | Import management by a client administrator or an authorized user Import of external data sources in an appropriate format |
| Exports | Pre-set export formats Extracting and exporting data in xls, dbf or other formats (for use in spreadsheets or databases) for external use Defining export perimeters, selecting data for exports and limiting and restricting exported scope and data |
| Multiple Language Management | Available languages other than French Existence of a complete RMIS version in French Management of data and label dictionaries Language management by a client administrator |
| Organizational Management | Management of tree structures (with more than five levels) along multiple areas and with multiple repositories Management of different employees or various assets (facilities, vehicles, etc.) attached to the tree-structure entities (including processes) Matching of legal and organizational data |
| Customization | Screen customization by the client Screen customization by the vendor Other functionalities for the client |
| Analysis and Reporting | Business Intelligence Existence of an integrated reporting tool Interfacing with reporting tools and ETL Management of analysis criteria Available reports and supported formats |
| Workflow Management | Alert triggering thresholds and workflow customization Tool functionalities for sending emails/SMS, using a mailing list or other Pre-set workflow management with scheduling and task follow-up functionalities Reporting possibilities on workflow information |

Appendix 2: Consultation/response results

| VENDOR | RMIS Panorama 2013 | | RMIS Panorama 2014 | | RMIS Panorama 2015 | | Status 2015 |
|--|--------------------|----------|--------------------|----------|--------------------|----------|-------------|
| | Consulted | Answered | Consulted | Answered | Consulted | Answered | |
| 1-One | YES | YES | YES | YES | YES | YES | |
| 80-20 Software | YES | NO | YES | NO | YES | NO | |
| ACL | NO | NO | YES | YES | YES | YES | |
| Active Risk (cf. Sword Group) | YES | NO | YES | NO | NO | NO | |
| Adexys | YES | NO | NO | NO | NO | NO | |
| Advalea | NO | NO | NO | NO | YES | NO | |
| Agena | YES | NO | YES | NO | YES | NO | |
| AlignAlytics | YES | NO | NO | NO | NO | NO | |
| Amelia | NO | NO | NO | NO | NO | NO | |
| Améthyste | NO | NO | YES | YES | YES | YES | |
| Aon eSolutions (cf. VentivTechnology) | YES | YES | YES | YES | NO | NO | Renamed |
| Arengi | YES | NO | YES | YES | YES | YES | |
| Archer Technologies (cf. EMC / RSA) | NO | NO | NO | NO | NO | NO | |
| Asphaleia | YES | NO | YES | NO | YES | NO | |
| Axentis (cf. Wolters Kluwer Financial Services / ARC Logics) | NO | NO | NO | NO | NO | NO | |
| Bayesia | YES | NO | YES | NO | YES | NO | |
| BI International (cf. AlignAlytics) | NO | NO | NO | NO | NO | NO | |
| BPS Resolver (cf. Resolver) | YES | NO | YES | NO | NO | NO | |
| BVD / Bureau Van Dijk | YES | YES | YES | NO | YES | NO | |
| Certus | NO | NO | NO | NO | NO | NO | |
| CGE Risk | NO | NO | YES | YES | YES | YES | |
| Check Point | NO | NO | YES | YES | YES | NO | Outgoing |
| Clarity GRC (Infogov) | YES | YES | YES | YES | YES | NO | Outgoing |
| Click-N-Manage | YES | YES | YES | YES | YES | YES | |
| CMO Compliance | YES | YES | YES | NO | YES | YES | Incoming |
| Coda | YES | NO | YES | NO | YES | NO | |
| Cogis (cf. Oxial Group) | YES | YES | YES | YES | NO | NO | Renamed |
| Control Metrics (cf. Mega International) | NO | NO | NO | NO | NO | NO | |
| CovalentSoftware | NO | NO | NO | NO | YES | NO | |
| Covelys | YES | YES | YES | YES | YES | NO | Outgoing |
| Crystal Ball (cf. Oracle) | NO | NO | NO | NO | NO | NO | |
| CS Stars | NO | NO | YES | NO | YES | YES | Incoming |
| Cura Technologies | YES | NO | YES | NO | YES | NO | |
| DataGenic | NO | NO | YES | NO | YES | NO | |
| Delta RM | NO | NO | YES | YES | YES | YES | |
| Devoteam | YES | YES | YES | YES | YES | YES | |
| Diot | NO | NO | NO | NO | NO | NO | |
| EADS Apsys | YES | NO | YES | NO | YES | NO | |
| eBRP Solutions | YES | NO | NO | NO | NO | NO | |
| Effisoft | YES | YES | YES | YES | YES | YES | |
| eFront | YES | YES | YES | YES | YES | YES | |
| Elseware | YES | YES | YES | NO | YES | NO | |
| EMC / RSA | YES | YES | YES | YES | YES | NO | Outgoing |

RMIS Panorama 2015

| VENDOR | RMIS Panorama 2013 | | RMIS Panorama 2014 | | RMIS Panorama 2015 | | Status 2015 |
|--------------------------------------|--------------------|----------|--------------------|----------|--------------------|----------|-------------|
| | Consulted | Answered | Consulted | Answered | Consulted | Answered | |
| Enablon | YES | YES | YES | YES | YES | YES | |
| Equity | YES | NO | NO | NO | NO | NO | |
| Gras Savoye | YES | YES | YES | YES | YES | YES | |
| Hyperion (cf. Oracle) | NO | NO | NO | NO | NO | NO | |
| IAMS Conseil | YES | NO | YES | NO | YES | NO | |
| IBM | YES | YES | YES | YES | YES | YES | |
| Ideagen | NO | NO | NO | NO | YES | YES | Renamed |
| IDS Scheer (cf. Software AG) | NO | NO | NO | NO | NO | NO | |
| i-Flex (cf. Oracle) | NO | NO | NO | NO | NO | NO | |
| Infogov (cf. Clarity GRC) | NO | NO | NO | NO | NO | NO | |
| Infor | YES | NO | YES | NO | YES | NO | |
| InformationBuilders | YES | NO | YES | NO | YES | NO | |
| Intellinx | YES | NO | YES | NO | YES | NO | |
| Ivalua | YES | NO | YES | YES | YES | YES | |
| Keyword | YES | YES | YES | YES | YES | YES | |
| Kilclare software | YES | NO | YES | NO | YES | NO | |
| Legal Suite | NO | NO | NO | NO | YES | YES | Incoming |
| Legisway | YES | NO | YES | NO | YES | NO | |
| LexisNexis | YES | YES | YES | YES | YES | YES | |
| Linkfluence | NO | NO | YES | NO | YES | NO | |
| List France (cf. Mega International) | NO | NO | NO | NO | NO | NO | |
| LogicManager | YES | NO | YES | YES | YES | YES | |
| MSDP Consulting | YES | NO | YES | NO | YES | NO | |
| Mageri | YES | NO | YES | NO | YES | NO | |
| MAAT | YES | YES | YES | YES | YES | YES | |
| MARP | NO | NO | NO | NO | NO | NO | |
| Marsh France | YES | YES | YES | YES | YES | YES | |
| Mega International | YES | YES | YES | YES | YES | YES | |
| Methodware (cf. Wynyard Group) | YES | NO | NO | NO | NO | NO | |
| MetricStream | YES | YES | YES | YES | YES | YES | |
| Mkinsight | NO | NO | YES | NO | YES | NO | |
| Modulo | NO | NO | YES | YES | YES | YES | |
| Movaris (cf. Trintech) | NO | NO | NO | NO | NO | NO | |
| Nasdaq Bwise | YES | YES | YES | YES | YES | YES | |
| Nephics AB | NO | NO | YES | NO | NO | NO | |
| Novasecur | YES | YES | YES | YES | YES | YES | |
| Noweco | YES | NO | YES | NO | YES | NO | |
| NTT Data | YES | YES | YES | NO | YES | YES | Re-incoming |
| OpenPages (cf. IBM) | NO | NO | NO | NO | NO | NO | |
| Optimind | NO | NO | NO | NO | NO | NO | |
| Optimum RiskResearch | NO | NO | NO | NO | NO | NO | |
| Optirisk | YES | NO | YES | NO | YES | NO | |
| Oracle France | YES | NO | YES | NO | YES | YES | Incoming |
| Overmind | YES | YES | YES | YES | YES | YES | |
| Oxand | YES | YES | YES | YES | YES | YES | |
| Oxial Group | YES | YES | YES | YES | YES | YES | Renamed |

RMIS Panorama 2015

| VENDOR | RMIS Panorama 2013 | | RMIS Panorama 2014 | | RMIS Panorama 2015 | | Status 2015 |
|--|--------------------|----------|--------------------|----------|--------------------|----------|-------------|
| | Consulted | Answered | Consulted | Answered | Consulted | Answered | |
| Palisade | YES | NO | YES | NO | YES | NO | |
| Pentana (cf. Ideagen) | YES | YES | YES | YES | NO | NO | Renamed |
| ProcessGene | NO | NO | NO | NO | YES | YES | Incoming |
| Prodentia | YES | NO | YES | NO | YES | NO | |
| Protiviti | YES | YES | YES | NO | YES | NO | |
| Qumas | YES | NO | YES | NO | YES | NO | |
| Resolver | NO | NO | YES | NO | YES | YES | Incoming |
| Risk2Reputation | NO | NO | NO | NO | YES | NO | |
| Riskalis | NO | NO | NO | NO | NO | NO | |
| RiskClick | NO | NO | NO | NO | NO | NO | |
| Riskconnect | NO | NO | YES | YES | YES | YES | |
| RiskDecisions | YES | NO | YES | NO | NO | NO | |
| RiskGovernance | NO | NO | NO | NO | NO | NO | |
| Rivo Software | NO | NO | YES | YES | YES | YES | |
| RMsoft (cf. Covelys) | YES | NO | YES | NO | YES | NO | |
| ROK Solution | YES | YES | YES | NO | YES | YES | Re-Incoming |
| RSAM | NO | NO | YES | NO | YES | NO | |
| RuleBurst (cf. Oracle) | YES | NO | NO | NO | NO | NO | |
| RVR Systems (cf. Devoteam) | NO | NO | NO | NO | NO | NO | |
| SAI Global Compliance / Compliance 360 | YES | NO | YES | NO | YES | NO | |
| SAP France | YES | YES | YES | YES | YES | YES | |
| SAS France | YES | YES | YES | NO | YES | NO | |
| Siaci Saint Honoré | YES | YES | YES | YES | YES | YES | |
| SideTrade | NO | NO | NO | NO | YES | YES | Incoming |
| Softrisk (cf. Black Coral) | NO | NO | NO | NO | NO | NO | |
| Software AG | YES | YES | YES | YES | YES | YES | |
| Spotter (Akio) | NO | NO | YES | YES | YES | NO | Outgoing |
| Strategic Thought Group (cf. Active Risk) | NO | NO | NO | NO | NO | NO | |
| Sword Active Risk | NO | NO | NO | NO | YES | YES | Renamed |
| Sword Group (cf. Sword Active Risk) | YES | NO | YES | YES | NO | NO | Renamed |
| TCI SAS | NO | NO | NO | NO | NO | NO | |
| TeamMate | NO | NO | NO | NO | YES | YES | Incoming |
| Telelogic (cf. IBM) | NO | NO | NO | NO | NO | NO | |
| Tenable | NO | NO | NO | NO | YES | NO | |
| Théorème | NO | NO | NO | NO | YES | YES | Incoming |
| Thomson Reuters | YES | YES | YES | YES | YES | YES | |
| Tinubu Square | YES | YES | YES | YES | YES | NO | Outgoing |
| Trintech | YES | NO | YES | NO | YES | NO | |
| VentivTechnology | NO | NO | NO | NO | YES | YES | Renamed |
| Verspieren | YES | NO | YES | NO | YES | NO | |
| VV Trading | NO | NO | NO | NO | NO | NO | |
| Wolters Kluwer Financial Services / ARC Logics | YES | NO | NO | NO | NO | NO | |
| Wynyard Group | NO | NO | YES | NO | YES | NO | |
| Xactium | NO | NO | YES | NO | YES | NO | |

You are a RMIS software vendor and you would like to be consulted for the next edition of the RMIS Panorama?

You just need to contact AMRAE in order to take part to the next campaign.

Please contact:

Hélène Dubillot: helene.dubillot@amrae.fr

Jean-Laurent Schwartz: j.l.schwartz@accenture.com

Please find other publications

Technical books
Dialoguer Collection
Risk Management Collection
Online Library
www.amrae.fr/Publications

Price of a hard copy: 20 € VAT included (FRANCE)

**This document, property of AMRAE is protected by copyright law.
Any reproduction, total or partial, is subject to the compulsory indication
of copyright.**

Copyright © AMRAE 2015



This document, property of AMRAE, is protected by copyright law. Any reproduction, total or partial, is subject to the compulsory indication of copyright.

Copyright © AMRAE 2015



Management des Risques et des Assurances de l'Entreprise

80 BOULEVARD HAUSSMANN 75008 PARIS - TEL : +33 (0)1 42 89 33 16 - FAX : +33 (0)1 42 89 33 14 - amrae@amrae.fr - www.amrae.fr

